

Q.raxx slimline RS A107 -16

Universal Measurement Module

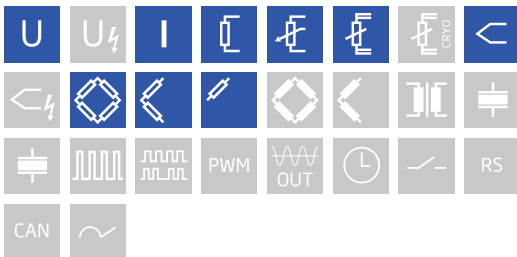
Q.raxx slimline RS is Q.series' highest density 19" 1U rackmount DAQ system - the ideal solution for boom box installations or applications that require maximum channel density and custom sensor terminations. Q.raxx slimline RS DAQ systems utilize an external high-performance controller for communication, control, and data logging purposes. Multiple systems can be synchronized to each other allowing for efficient DAQ distribution with low jitter and gradual expansion up to thousands of channels. In addition to available variations, the Q.raxx slimline RS is fully customizable to your specific measurement needs.

- RS485 fieldbus interface up to 24 Mbps
- Rack standard, 1 high unit (1 HU)
- Power supply 10 up to 30 VDC
- Connectable to any Controller, e. g. Q.gate or Q.pac



Key Features

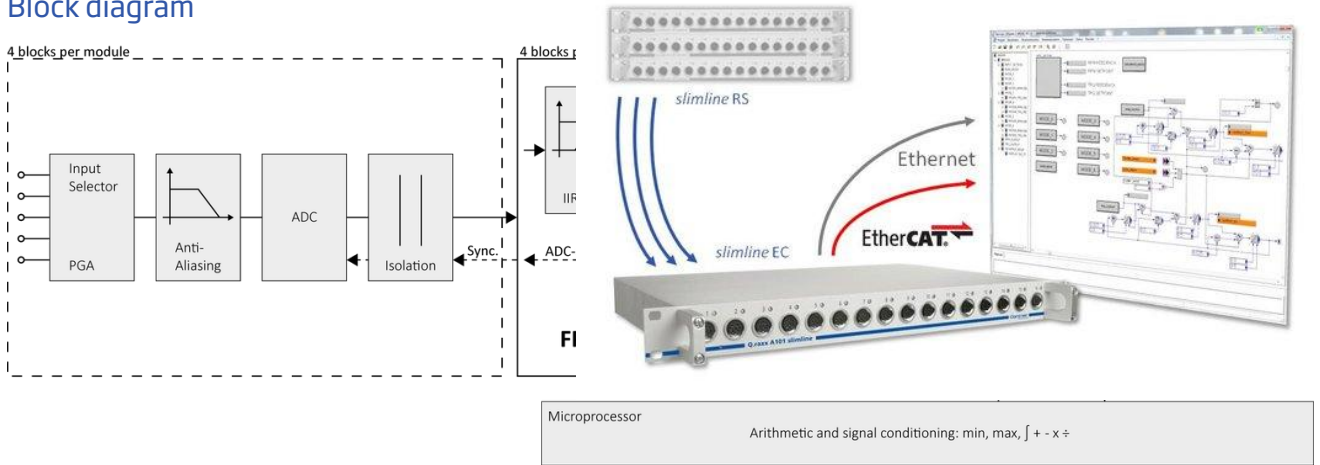
- **16 Universal analog input channels**
voltage, current, resistance, potentiometer, RTD (Pt100 / Pt1000), thermocouple, strain gage
- **High-accuracy digitization**
24-bit ADC, 10 kHz sample rate per channel
- **Signal conditioning**
linearization, filtering, average, scaling, min/max, RMS, arithmetic, alarm
- **3-Way galvanic isolation**
Channel to channel, channel to power supply, and channel to bus
- **Electromagnetic compatibility (EMC)**
according to IEC 61000-4 and EN 55011



Q.raxx slimline RS A107 -16

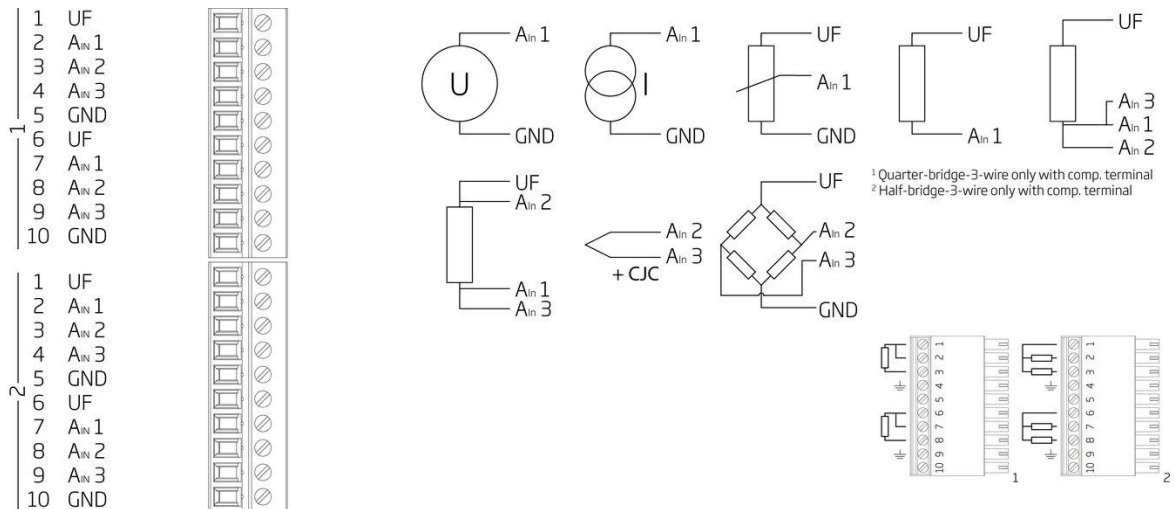
Universal Measurement Module

Block diagram



Technical Data

Terminal assignment 10pole screw



Analog Inputs Slimline

Channels	16
Isolation voltage	500 VDC channel to channel to power supply channel to bus ¹

¹ noise pulses up to 1000 VDC, continuous up to 250 VDC

Q.raxx slimline RS A107 -16

Universal Measurement Module

Voltage Measurement

Range and error	input range	margin of error	resolution
	±10 V	±2 mV	1.2 µV
	±1 V	±200 µV	120 nV
	±100 mV	±20 µV	12 nV
Long-term stability	input range	24 hrs	8000 hrs
	±10 V	<200 µV	<2000 µV
	±1 V	<20 µV	<200 µV
	±100 mV	<2 µV	<20 µV
Temperature drift	input range	Offset drift	Gain drift
	±10 V	<500 µV / 10 K	<0.01 % / 10 K
	±1 V	<50 µV / 10 K	<0.01 % / 10 K
	±100 mV	<5 µV / 10 K	<0.01 % / 10 K
Signal-to-noise ratio	>90 dB at 1 kHz	>120 dB at 1 Hz	
input impedance	> 100 MΩ		
Overtoltage protection	± 20 V (± 30 V for 5 sec)		

Current Measurement

Input range	±25 mA (Internal shunt resistor 50 Ω)		
Margin of error	±5 µA		
Resolution	3 nA		
Long-term stability	<0.5 µA / 24 hrs	<5 µA / 8000 hrs	
Temperature drift	<1 µA / 10 K Offset drift	<0.03 % / 10 K Gain drift	

Potentiometer Measurement

Resistance range	1 kΩ to 10 kΩ		
Long-term stability	<0.02 % / 24 hrs	<0.2 % / 8000 hrs	
Temperature drift	<0.0001 / 10 K Offset drift	<0.03 % / 10 K Gain drift	

Resistance / RTD Measurement

Range and error	input range	margin of error	resolution
Resistance, 2-wire	100 kΩ	±100 Ω	12 mΩ
Resistance, 2-, 3- and 4-wire	4 kΩ	±1 Ω	0.5 mΩ
Resistance, 2-, 3- and 4-wire	400 Ω	±0.1 Ω	48 µΩ
Pt100, 2-, 3- and 4-wire	-200 to +850°C	±0.25°C	0.2 m°C
Pt1000, 2-, 3- and 4-wire	-200 to +850°C	±1°C	0.2 m°C
Sensor excitation	640 µA (< 4 kΩ) 15 µA (> 4 kΩ)		
Long-term stability	<10 mΩ / 24 hrs	<100 mΩ / 8000 hrs	
Temperature drift (range 400 Ω)	<10 mΩ / 10 K Offset drift	<0.03 % / 10 K Gain drift	

Q.raxx slimline RS A107 -16

Universal Measurement Module

Thermocouple Measurement

Range and error	Type	range	margin of error with CJC ¹
	Type B	400°C to 1820°C	< ±1.5 °C
	Type E, J, K	-100 to 1000°C	< ±0.7°C
	Type E	-270°C to 1000°C	< ±1°C
	Type K	-270°C to 1372°C	< ±1°C
	Type L	-200°C to 900°C	< ±0.7°C
	Type N	-100°C to 1000°C	< ±0.7°C
	Type N	-270°C to 1300°C	< ±1°C
	Type R, S	-50°C to 1768°C	< ±1.2°C
	Type T, U	-100°C to 400°C	< ±0.7°C
	Type T	-270°C to 400°C	< ±1°C
Input impedance	> 10 MΩ		
Long-term stability	<0.1°C / 24 hrs	<0.2°C / 8000 hrs	
Temperature drift	<0.2°C / 10 K Offset drift	<0.025% / 10 K Gain drift	
CJC uncertainty	<0.3°C		

¹ specifications are only valid with mains frequency rejection enabled

Strain Gage Measurement

Bridge configuration(s)	resistive full-bridge (4-wire) resistive half-bridge (3-wire, with bridge completion terminal) resistive quarter-bridge 120 Ω or 350 Ω (3-wire, with bridge completion terminal)	
Accuracy class	0.05	
Allowable bridge resistance	>100 Ω	
Bridge excitation (nominal)	2.5 VDC	
Input range	±2.5 mV/V ±50 mV/V ±500 mV/V	
Long-term stability (range 2.5 mV/V)	<0.12 μV/V / 24 hrs	<1.25 μV/V / 8000 hrs
Temperature drift (range 2.5 mV/V)	<0.2 μV/V / 10 K Offset drift	<0.05 % / 10 K Gain drift

Analog to Digital Conversion

Resolution	24-bit
Sample rate	10 kHz per channel (thermocouple 10 Hz)
Modulation method	sigma-delta
Anti-aliasing filter	2 kHz, 3rd order
Digital filters	Infinite impulse response (IIR), low-pass, high-pass, Butterworth or Bessel (2nd, 4th, 6th or 8th order), frequency range 0.1 Hz to 1 kHz (adjustable via software)
Averaging	configurable or automatic according to the user-defined data rate

Q.raxx slimline RS A107 -16

Universal Measurement Module

Communication Interface

Protocols	proprietary Localbus (115200 bps to 24 Mbps, latency <100 ns) ASCII (19200 bps to 115200 bps) Modbus RTU Profibus-DP (19200 bps to 12 Mbps) (special Firmware required)
Data format	8E1
Electrical standard	ANSI/TIA/EIA-485-A, 2-wire

Input Power

Input voltage	10 to 30 VDC, overvoltage and overcurrent protection
Power consumption	2.5 W (approx.)
Input voltage influence	< 0.001 % / V

Environmental Specifications

Operating temperature	-20°C to +60°C
Storage temperature	-40°C to +85°C
Relative humidity	5 - 95 % at 50°C (non-condensing)

Remarks

Are subject to a warm-up period of at least 45 minutes

in a controlled electromagnetic environment¹

With configuration: Low-pass 10Hz²

Specifications subject to change without notice

¹ according to EN 61326 2006: appendix B

² according to EN 61326 2006: appendix A

Mechanical information

Type	19" Standard, 1 Unit
Measurements (W x H x D)	444 x 44 x 260 mm
Weight	approx. 2000 g

Ordering Information

Article number	868287
----------------	--------

Gantner Instruments

Austria | Germany | France | Sweden | India | USA | China | Singapore
Montafonerstraße 4 · A-6780 Schruns · T +43 55 56 · 77 463-0

office@gantner-instruments.com
www.gantner-instruments.com