

IOTA^{10G}

PROBE • CAPTURE • ANALYZE

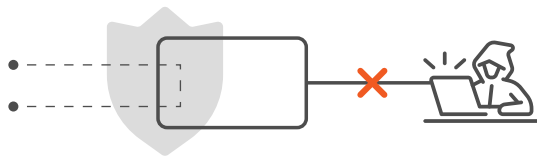
The IOTA 10G is a multifunctional passive network probe with integrated traffic capture and analysis capabilities. With high performance and reliability, it is a great asset to get access and visibility into industrial or enterprise level networks. Profitap IOTA can be used as a dedicated probe, or programmed for autonomous onsite analysis, eliminating the need of an onsite network expert.

The IOTA 10G is designed to be easy to use, meaning the device can be set up and activated without extensive knowledge. Analysis can be performed later on by experts, remotely.



Technical Specifications

CONNECTORS	LEDS & BUTTONS
2 x SFP+ in-line/SPAN 1 x RJ45 management 2 x USB 3.0 type A 1 x 12 VDC / 2.5 A power (12V model) 1 x 24-48 VDC power (24V model)	4 x SFP+ link/activity LED 2 x RJ45 link/activity LED 1 x status LED 1 x capture LED 1 x capture button
DIMENSIONS (WxDxH)	WEIGHT
105 x 124 x 38 mm 4.13 x 4.88 x 1.5 in	438 g / 0.965 lb
SPEED	POWER CONSUMPTION
1 / 10 Gbps	15 W typical
COMPLIANCE	ACCESSORIES
RoHS, CE, UKCA, EAC	1 x 12 VDC PSU (12V model) 1 x DC terminal block (24V model) 1 x 1.5 m RJ45 cable



IOTA's In-line circuit is isolated from the other interfaces, internal storage and analysis processing. This makes sure your network stays safe from outside attacks while still enabling full network visibility and analysis.

Features

- 1G/10G monitoring
- Dedicated probe and analysis capabilities
- Programmable autonomous capture functions
- Remote access and management
- Non-intrusive monitoring
- SPAN and In-Line modes
- 8 ns hardware timestamp
- Packet slicing
- Hardware filtering
- Real time statistics
- Low level error and bandwidth monitoring
- Invisible to the network
- 1 TB internal storage

IOTA 10G	PORTABLE MODEL	RACKMOUNT MODEL
12V	CBP-10G	CBR-10G
24V	CBP-10G-24V	CBR-10G-24V



CBR-10G Rackmount Model

Real Time Traffic Analysis

Out of the box, IOTA comes with its own integrated software to help analyze the captured data in real-time. By extracting metadata from the captured files, IOTA is able to give you a real-time visual overview of what is happening on your network. IOTA dashboards help you filter large amounts of network traffic instantly, greatly optimizing your workflow and reducing time spent on troubleshooting.



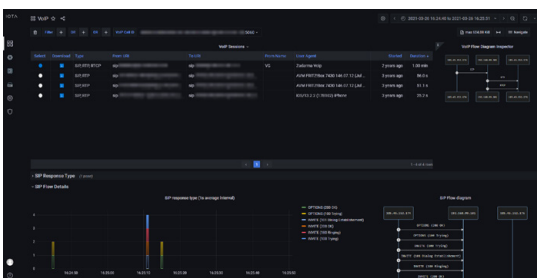
Overview

A quick overview of top talkers and client-server data transfers.



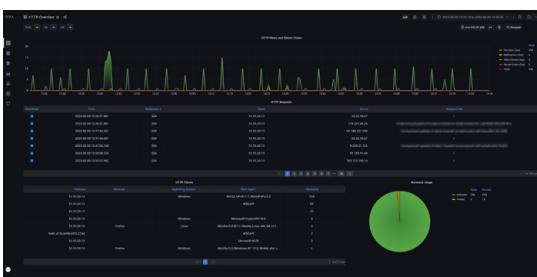
Application Overview

Overview of applications, their latency, flow count, payload size, etc.



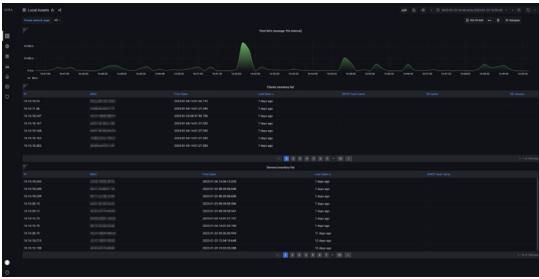
VoIP

Complete view of detected VoIP sessions with cross-correlation between control and data traffic.



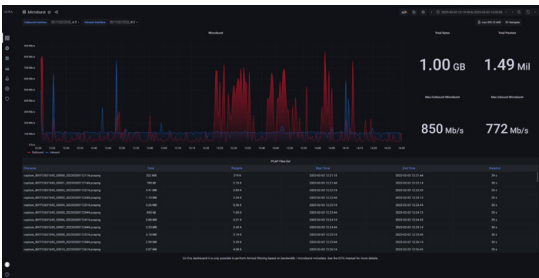
HTTP Overview

Overview of HTTP traffic to help monitor HTTP application traffic.



Local Assets

Speaking interfaces present in the local network based on the canonical private IP address ranges.



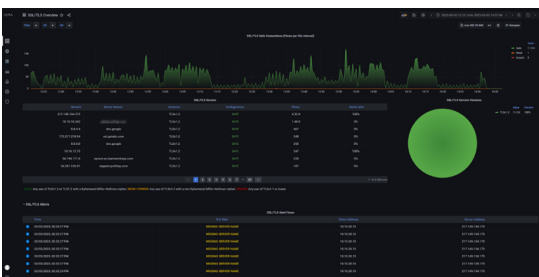
Microburst

Overview of traffic microbursts measured on the IOTA interfaces.



Modbus

Modbus protocol message distribution over time, for troubleshooting industrial networks which contain Modbus traffic.



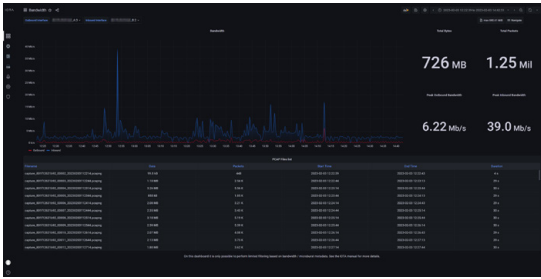
SSL/TLS Overview

Overview of TLS-encrypted connections and whether they are considered safe, weak, or unsafe, based on the TLS version and cipher used.



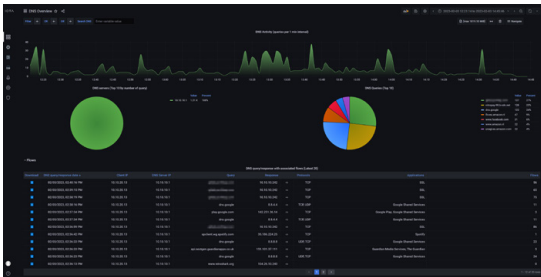
TCP Analysis

Overview of TCP-related statistics, such as client IP, server IP, host names, iRTT, and more, such as an analysis of TCP connection completeness.



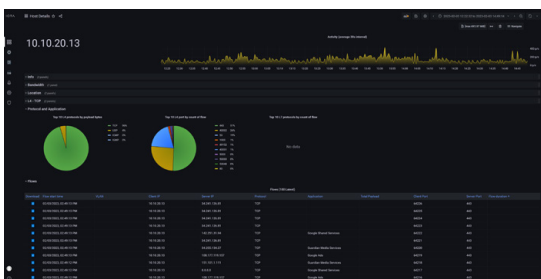
Bandwidth

Overview of the traffic bandwidth measured on the IOTA interfaces.



DNS Overview

Overview of DNS queries over time, top servers, and top queries by type.



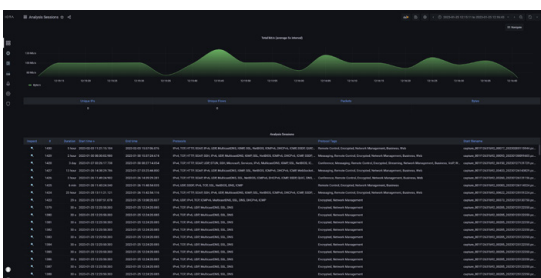
Host Details

Deep-dive into network activity specific to a filtered IP, and all the metrics you can use to analyze network issues based on geolocation, TCP data, protocol and application information, and flows.



Flow Details

Displays in-depth details about a specific communication flow.



Analysis Sessions

When a capture & analysis session is started, it will appear in this dashboard. A "session" represents a self-standing correlation domain.