

Q.raxx XL A109

Analog Output Module with Digital I/Os

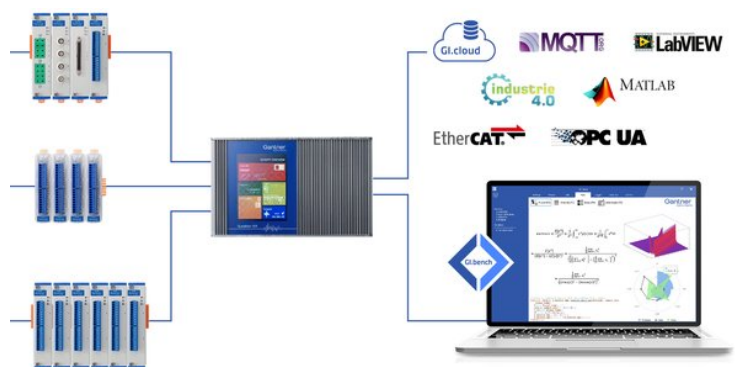
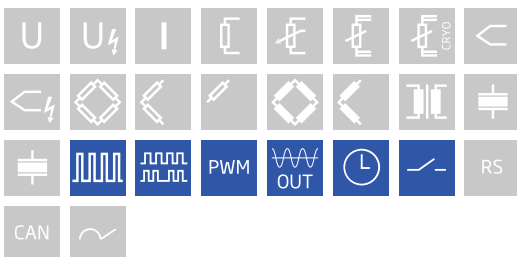
Q.raxx XL is a new addition to the Q.series product family - the ideal 19" rackmount DAQ solution for applications that require high channel density and custom sensor terminations. Q.raxx XL DAQ systems can utilize an integrated, high-performance controller for communication, control, and data logging purposes. With a controller, multiple Q.raxx XL systems can be synchronized to each other allowing for efficient DAQ distribution with low jitter and gradual expansion up to thousands of channels.

- **High Density**
up to 13 I/O modules per Q.raxx 3U chassis with up to 16 channels per I/O module
- **User Friendly**
front panel indicators for module status, power, and input range error
- **Fully Customizable**
multiple front panel termination options available
- **Maximum Flexibility**
parallel communication available in TCP/IP, CAN, PROFIBUS, Modbus, and EtherCAT
- **Gantner's Quality Standard**
integrated filtering, galvanic isolation & signal/sensor conditioning per channel



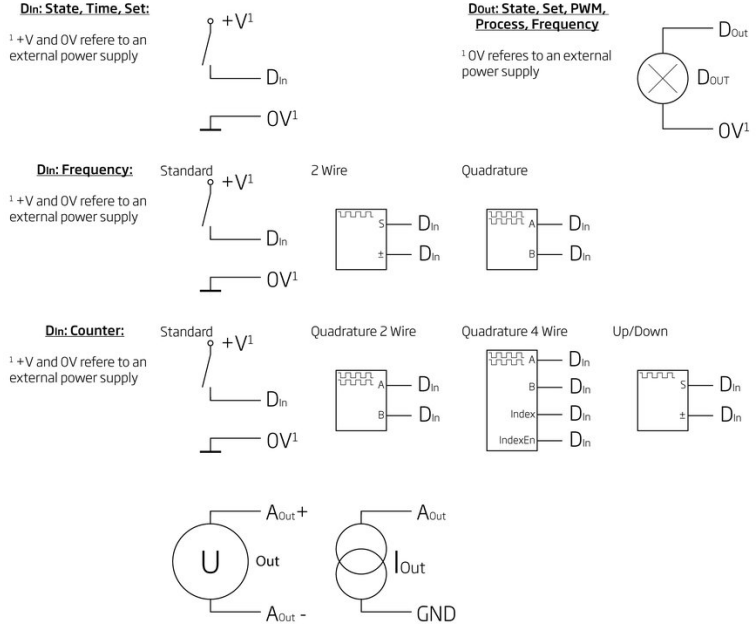
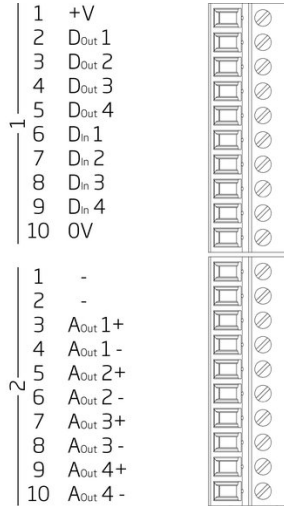
Key Features

- **4 Analog output channels**
voltage (± 10 VDC) or current (0 - 20 mA), configurable per channel
- **DAC-resolution 16 bit**
100 kHz each channel
- **Outputs freely scalable**
- **4 digital inputs and outputs**
configurable as 2 counter, 2 frequency, or 2 PWM inputs, 4 frequency out, 4 PWM output or 4 state out
- **Frequency measurement**
Frequency measurement up to 1 MHz, direction detection
- **Counter**
Forward-backward counter, quadrature counter with reference position recognition (reset/enable), up to 1 MHz
- **PWM input**
Measurement of duty cycle and frequency
- **3-Way galvanic isolation**
Channel to channel, channel to power supply, and bank



Technical Data

Terminal assignment 10pole screw



Analog Output

Channels	4
Output type	voltage or current, configurable per channel
Isolation voltage	500 VDC channel to channel to power supply channel to bus ¹

¹ noise pulses up to 1000 VDC, continuous up to 250 VDC

Output Mode Voltage

Output voltage	±10 VDC	
Allowable load resistance	>2 kΩ	
Long-term drift	<1 mV / 24 hrs	<2.5 mV / 8000 hrs
Temperature influence	<2 mV / 10 K Offset drift	<0.05 % / 10 K Gain drift
Noise voltage	<10 mV at 1000 Hz	<2 mV at 10 Hz

Current Output

Output current	0 - 20 mA	
Load burden	<400 Ω	
burden influence	<0.1 μA / Ω	
Long-term stability	<2 μA / 24 hrs	<5 μA / 8000 hrs
Temperature drift	<4 μA / 10 K Offset drift	<0.05 % / 10 K Gain drift
Noise current	<20 μA at 1000 Hz	<4 μA at 10 Hz

Digital Input

Channels	4
Logic levels	TTL or 24 VDC according to IEC 61131-2, Type 1
TTL logic voltage	< 0.8 VDC (Low) > 3 VDC (High)
24 VDC logic voltage	-3 to 5 VDC (Low) 11 to 30 VDC (High)
Input type	PNP (current sinking)
Input voltage	30 VDC max.
Input current	2 mA max.
Isolation voltage	500 VDC, group to group, group to power supply, channel to bus ¹

¹ noise pulses up to 1000 VDC, continuous up to 250 VDC

Digital Input Modes

Status	
Response time	10 µs
Frequency measurement	
Method	Chronos method (optimized by a combination of time measurement and pulse counting), detection of rotational direction (0 deg. / 90 deg.)
Frequency range	0.1 Hz to 1 MHz
Time base	0.001 s to 1 s
Internal reference frequency	48 MHz
Accuracy	0.01% at timebase > 1ms
Resolution	21 ns
Pulse counting	
Accuracy	0.01% at timebase > 1ms
Resolution	21 ns
Counter frequency	1 MHz
Mode(s) of operation	- Forward and reverse counting (additional input for direction of counting) - Quadrature counter (additional input for detection of rotational direction) - Quadrature counter with zero reference and reset/enable (two additional inputs)
Pulse-width measurement	
Input frequency	0.1 Hz to 1 MHz
Accuracy	0.01% at timebase > 1ms
Resolution	21 ns

Digital Output

Channels	4
Contact	open drain p-channel MOSFET
Output voltage	12 to 30 VDC (external supply required)
Load capacity	30 VDC / 500 mA (ohmic load)
Isolation voltage	500 VDC, group to group, group to power supply, channel to bus ¹

¹ noise pulses up to 1000 VDC, continuous up to 250 VDC

Q.raxx XL A109

Analog Output Module with Digital I/Os

Digital Output Modes

Status			
Response time	10 μ s (>0.5 A)	100 μ s (>0.1 A)	1000 μ s (<0.1 A)
Frequency output			
Frequency range	0.1 Hz to 1 kHz / 10 kHz (depending on load capacity)		
Accuracy	0.1 %		
Resolution	1 μ s		
PWM output			
Frequency range	0.1 Hz to 1 kHz / 10 kHz (depending on load capacity)		
Accuracy	0.1 %		
Resolution	1 μ s		

Digital to Analog Conversion

Resolution	16-bit
Update rate	100 kHz per channel
Settling time	3 μ s

Communication Interface Localbus

Protocols	proprietary Localbus (115200 bps to 48 Mbps, latency <100 ns) ASCII (19200 bps to 115200 bps) Modbus RTU
Data format	8E1
Electrical standard	ANSI/TIA/EIA-485-A, 2-wire

Input Power

Input voltage	10 to 30 VDC, overvoltage and overcurrent protection
Power consumption	2 W (approx.)
Input voltage influence	<0.001 % / V

Environmental Specifications

Electromagnetic compatibility	according to IEC 61000-4 and EN 55011
Operating temperature	-20°C to +60°C
Storage temperature	-40°C to +85°C
Relative humidity	5 - 95 % at 50°C (non-condensing)

Remarks

Are subject to a warm-up period of at least 45 minutes

in a controlled electromagnetic environment¹

Specifications subject to change without notice

¹ according to EN 61326 2006: appendix B

Q.raxx XL A109

Analog Output Module with Digital I/Os

Mechanical information

Material	Aluminum
Measurements (W x H x D)	30x 128 x 120mm
Weight	approx. 200 g

Ordering Information

Article number	530016
----------------	--------

Gantner Instruments

Austria | Germany | France | Sweden | India | USA | China | Singapore
Montafonerstraße 4 · A-6780 Schruns · T +43 55 56 77 463-0

office@gantner-instruments.com
www.gantner-instruments.com