

Q.raxx XL A116

Strain Gage Measurement Module

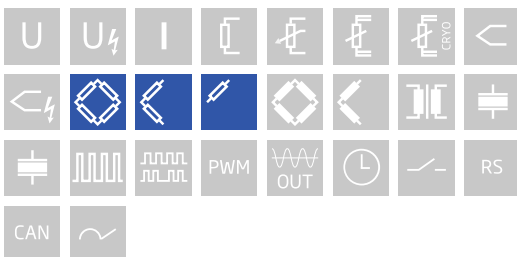
Q.raxx XL is a new addition to the Q.series product family - the ideal 19" rackmount DAQ solution for applications that require high channel density and custom sensor terminations. Q.raxx XL DAQ systems can utilize an integrated, high-performance controller for communication, control, and data logging purposes. With a controller, multiple Q.raxx XL systems can be synchronized to each other allowing for efficient DAQ distribution with low jitter and gradual expansion up to thousands of channels.

- High Density
up to 13 I/O modules per Q.raxx 3U chassis with up to 16 channels per I/O module
- User Friendly
front panel indicators for module status, power, and input range error
- Fully Customizable
multiple front panel termination options available
- Maximum Flexibility
parallel communication available in TCP/IP, CAN, PROFIBUS, Modbus, and EtherCAT
- Gantner's Quality Standard
integrated filtering, galvanic isolation & signal/sensor conditioning per channel



Key Features

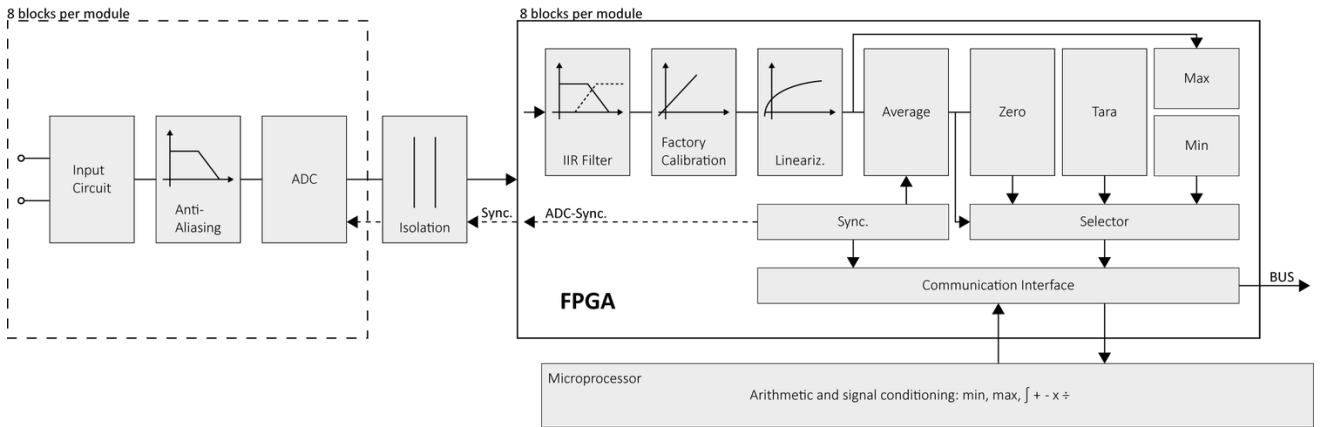
- 8 analog input channels for strain gages
full-, half-, and quarter-bridge configuration, configurable per channel
- Selectable input ranges for optimal signal-to-noise ratio
2.5 or 10 mV/V for half- and full-bridge, 1 or 10 mV/V for quarter-bridge
- High-accuracy digitization
24-bit ADC, 20 kHz sample rate per channel
- Active lead wire resistance compensation
online compensation signal (OCS) for continuous compensation of lead wire resistance changes
- Shunt calibration per channel
- Build-in shunt resistor
Shunt verification of the complete measurement chain.
- Galvanic Isolation
channel to supply to interface



Q.raxx XL A116

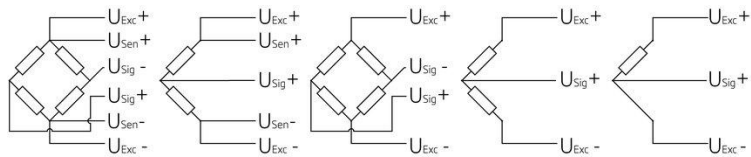
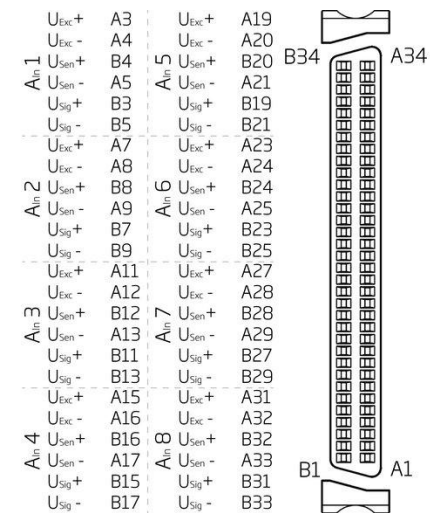
Strain Gage Measurement Module

Block diagram



Technical Data

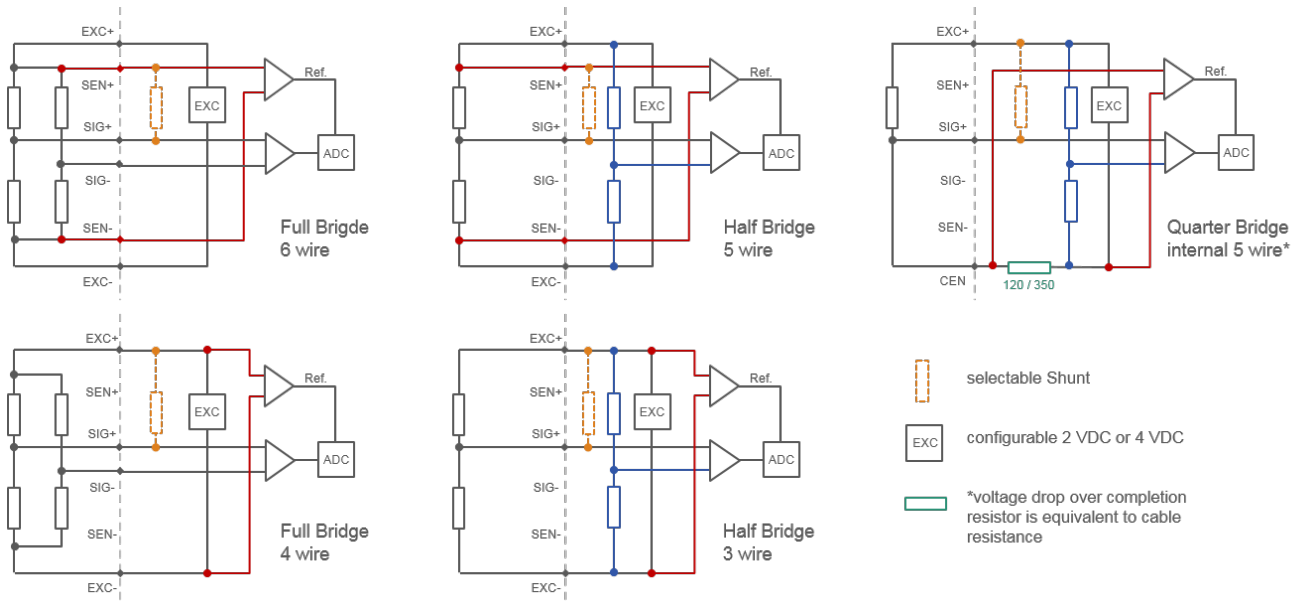
Terminal assignment 68pole harting



Q.raxx XL A116

Strain Gage Measurement Module

Strain Gage Wiring Diagram



Analog Input

Channels	8
Accuracy	0.02 % typical
	0.05 % in controlled environment ¹
	0.1 % in industrial area ²
Linearity error	0.01 % typical (within 24 h)
Input impedance	> 10 MΩ
Isolation voltage	500 VDC channel to input voltage to interface ³

¹ according to EN 61326 2006: appendix B

² according to EN 61326 2006: appendix A

³ noise pulses up to 1000 VDC, continuous up to 250 VDC

Analog-to-Digital Conversion

Resolution	24-bit
Sample rate	20 kHz per channel
Modulation method	sigma-delta
Anti-aliasing filter	1 kHz, 3rd order
Digital filters	Infinite impulse response (IIR), low-pass, high-pass, band-pass, band-stop, Butterworth or Bessel (2nd, 4th, 6th or 8th order), frequency range 0.1 Hz to 2 kHz (adjustable via software)
Averaging	configurable or automatic according to the user-defined data rate

Q.raxx XL A116

Strain Gage Measurement Module

Strain Gage Measurement

Bridge configuration(s)	resistance full-bridge (4/6-wire) resistance half-bridge (3/5-wire) resistance quarter-bridge (3-wire, with lead wire resistance compensation)	
Accuracy class	0.05	
Bridge completion resistor	selectable 120 Ω or 350 Ω per channel (others upon request)	
Temp. Coefficient of Resistance (TCR)	0.05 ppm/K	
Input range	full-bridge ± 2.5 mV/V or ± 10 mV/V half-bridge ± 2.5 mV/V or ± 10 mV/V quarter-bridge ± 1 mV/V or ± 10 mV/V (± 2000 $\mu\text{m/m}$ or ± 20000 $\mu\text{m/m}$ with $k=2$) selectable per channel	
Shunt resistor	100 k Ω internal resistor	
Bridge excitation	selectable 2 VDC or 4 VDC per channel	
Allowable sensor resistance	>200 Ω at 4 VDC >100 Ω at 2 VDC	
Maximum sensor cable length	full-bridge 300 m half-bridge 300 m quarter-bridge 100 m	
Long-term stability	<0.2 $\mu\text{V/V}$ / 24 hrs	<2 $\mu\text{V/V}$ / 8000 hrs
Temperature drift	<0.5 $\mu\text{V/V}$ / 10 K Offset drift	0.05 % / 10 K Gain drift
Noise	<0.3 $\mu\text{V/V}$ (at 10 Hz)	
Linearity deviation	< 0.02 % f.s.	

Communication Interface Localbus

Protocols	proprietary Localbus (115200 bps to 48 Mbps, latency <100 ns) ASCII (19200 bps to 115200 bps) Modbus RTU	
Data format	8E1	
Electrical standard	ANSI/TIA/EIA-485-A, 2-wire	

Input Power

Input voltage	10 to 30 VDC, overvoltage and overcurrent protection	
Power consumption	2.5 W (approx.)	
Input voltage influence	<0.001 % / V	

Environmental Specifications

Operating temperature	-20°C to +60°C	
Storage temperature	-40°C to +85°C	
Relative humidity	5 - 95 % at 50°C (non-condensing)	

Remarks

Are subject to a warm-up period of at least 45 minutes

Specifications subject to change without notice

Q.raxx XL A116

Strain Gage Measurement Module

Mechanical information

Material	Aluminum
Measurements (W x H x D)	30x 128 x 120mm
Weight	approx. 200 g

Ordering Information

Article number	530521
Accessories	Cable A116 CB, article number 470124
	Cable A116 Open, article number 470225
	Connection Terminal A116, article number 600725

Gantner Instruments

Austria | Germany | France | Sweden | India | USA | China | Singapore
 Montafonerstraße 4 · A-6780 Schruns · T +43 55 56 · 77 463-0

office@gantner-instruments.com
 www.gantner-instruments.com