

Q.bloxx A105 CR

Measurement Module for Cryogenic Temperature (RTD) and Resistance

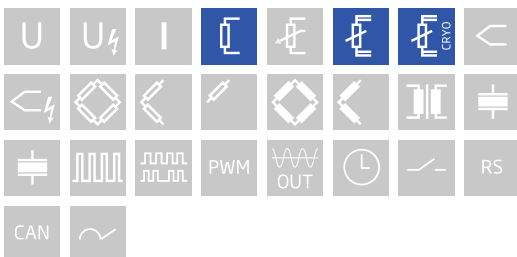
Q.bloxx is the ideal DAQ solution for widely distributed installations, electrical panels, and environmental enclosures. Q.bloxx measurement modules provide integrated signal conditioning and arithmetic functions, packaged in modular, DIN Rail mountable enclosures that easily snap together for quick system expansion. Flexibility in distribution allows for highly synchronized data that is less prone to noise due to shorter sensor cable runs to the actual point of measurement.

- RS 485 fieldbus interface up to 24 Mbps: LocalBus up to 115.2 kbps: Modbus-RTU, ASCII
- Electromagnetic Compatibility according to EN61000-4 and EN55011
- Connectable to any Controller, e.g. Q.station, Q.gate or Q.pac
- Power supply 10 ... 30 VDC
- DIN rail mounting (EN60715)



Key Features

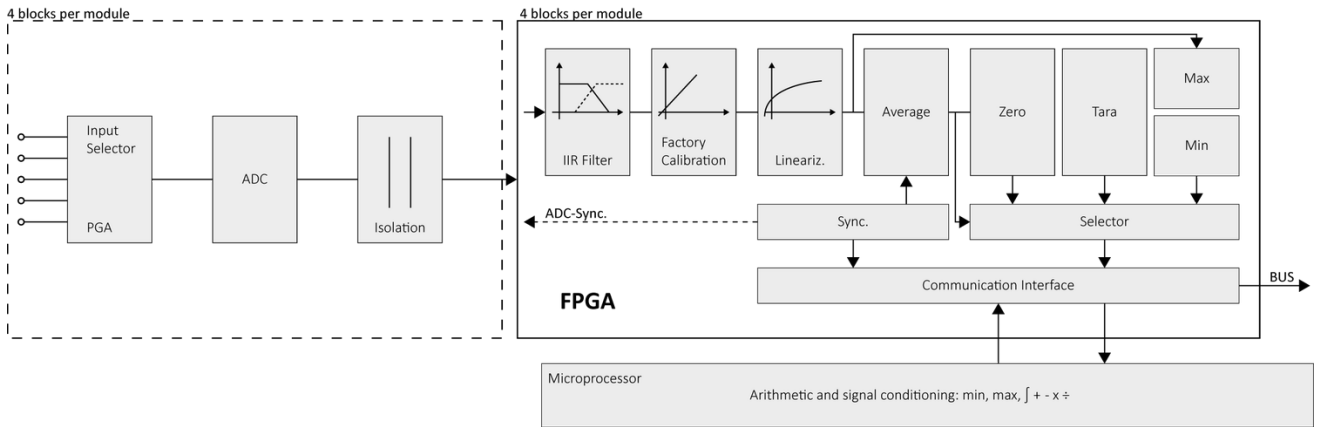
- 4 analog input channels
RTD sensors, resistance 6500 Ω and 20000 Ω, 2-, 3- or 4-wire
- Low excitation current
7.5 μA effective, to minimize sensor self-heating errors
- Individual linearization of the sensor characteristics
Sensor specific linearization by using 32 nodes and archive in a sensor data file. Import of manufacturers calibration data
- High-accuracy digitalization
24-bit ADC, 10 Hz sample rate per channel
- Signal conditioning
linearization, filtering, average, scaling, min/max storage, RMS, arithmetic, alarm
- 3-Way galvanic isolation
Channel to channel, channel to power supply, and channel to bus



Q.bloxx A105 CR

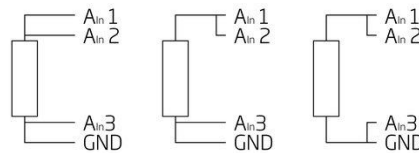
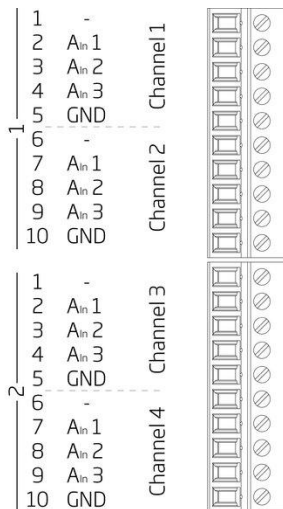
Measurement Module for Cryogenic Temperature (RTD) and Resistance

Block diagram



Technical Data

Terminal assignment 10pole screw



Analog Input

Channels	4
Isolation voltage	500 VDC channel to channel to power supply channel to bus ¹
Sensor excitation	15 μ A max. 7.5 μ A effective

¹ noise pulses up to 1000 VDC, continuous up to 250 VDC

Measurement Mode Resistance (6500 Ω)

Accuracy (4-wire)	0.65 Ω
Resolution	0.01 Ω
Temperature drift	0.5 Ω / 10 K
Long-term stability	0.3 Ω / 24 h 1 Ω / 8000 h

Q.bloxx A105 CR

Measurement Module for Cryogenic Temperature (RTD) and Resistance

Measurement Mode Resistance (20000 Ω)

Accuracy (4-wire)	2 Ω
Resolution	0.03 Ω
Temperature drift	2 Ω /10 K
Long-term stability	1 Ω / 24 h 3 Ω / 8000 h

Example Cernox CX1050

Range	0 Ω to 6500 Ω	0 Ω to 20000 Ω
Error at 293 K (approx.. 70 Ω)	1 % of measurement value	3 % of measurement value
Error at 100 K (approx.. 150 Ω)	0.5 % of measurement value	1.5 % of measurement value
Error at 5 K (approx.. 3500 Ω)	0.02 % of measurement value	0.05 % of measurement value
Error at 2 K (approx.. 10000 Ω)	-	0.02 % of measurement value

Example TVO CCS A1

Range	0 Ω to 6500 Ω	0 Ω to 20000 Ω
Error at 293 K (approx.. 850 Ω)	0.075 % of measurement value	0.25 % of measurement value
Error at 100 K (approx.. 1160 Ω)	0.06 % of measurement value	0.2 % of measurement value
Error at 5 K (approx.. 3900 Ω)	0.02 % of measurement value	0.06 % of measurement value
Error at 2 K (approx.. 11000 Ω)	-	0.02 % of measurement value

Analog to Digital-Conversion

Resolution	24-bit
Update rate	10 kHz, reduced by averaging to 10 Hz
Modulation method	Sigma-Delta
Anti-aliasing filter	500 Hz, 3rd order
Digital filters	Infinite impulse response (IIR), low-pass, Butterworth or Bessel (2nd, 4th, 6th or 8th order), frequency range 0.1 Hz to 10 Hz (adjustable via software)
Averaging	configurable or automatic according to the user-defined data rate

Power Supply

Input voltage	10 to 30 VDC, overvoltage and overcurrent protection
Power consumption	approx. 2.5 W
Input voltage influence	< 0.001 % / V

Communication Interface

Protocols	proprietary Localbus (115200 bps to 24 Mbps, latency <100 ns) ASCII (19200 bps to 115200 bps) Modbus RTU Profibus-DP (19200 bps to 12 Mbps) (special Firmware required)
Data format	8E1
Electrical standard	ANSI/TIA/EIA-485-A, 2-wire

Q.bloxx A105 CR

Measurement Module for Cryogenic Temperature (RTD) and Resistance

Environmental

Operating temperature	-20°C to +60°C
Storage temperature	-40°C to +85°C
Relative humidity	5 % to 95 % at 50°C, non-condensing

Remarks

Are subject to a warm-up period of at least 45 minutes

in a controlled electromagnetic environment¹

With configuration: Low-pass 10Hz²

Specifications subject to change without notice

¹ according to EN 61326 2006: appendix B

² according to EN 61326 2006: appendix A

Mechanical information

Material	Aluminum and ABS
Measurements (W x H x D)	27 x 120 x 105 mm
Weight	approx. 200 g

Ordering Information

Article number	435121
----------------	--------

Gantner Instruments

Austria | Germany | France | Sweden | India | USA | China | Singapore
Montafonerstraße 4 · A-6780 Schruns · T +43 55 56 · 77 463-0

office@gantner-instruments.com
www.gantner-instruments.com