

AIIS-3410P (PoE) AIIS-3410U (USB 3.0)

Compact Vision System, Intel® 6th/7th Gen Core i CPU, 4-CH Camera Interface for GigE PoE or USB 3.0, PCIe expansion slot



AIIS-3410U

AIIS-3410P



Features

- Intel 6th/7th generation Core i CPU (LGA1151)
- AIIS-3410P: 4-CH GbE PoE (Power over Ethernet)
 - Powered device auto detection and classification
 - IEEE 802.3af compliant, supports IEEE 1588
 - Compatible with GigE cameras
- AIIS-3410U: 4-CH USB 3.0 with dedicated controller
 - Maximize the USB3.0 bandwidth for multi-cameras
 - Compatible with USB 3.0 cameras
- Compact & thoughtful design
 - PCIe or PCI extension compatibility
 - Isolated Digital I/O
 - Internal USB 2.0 connector

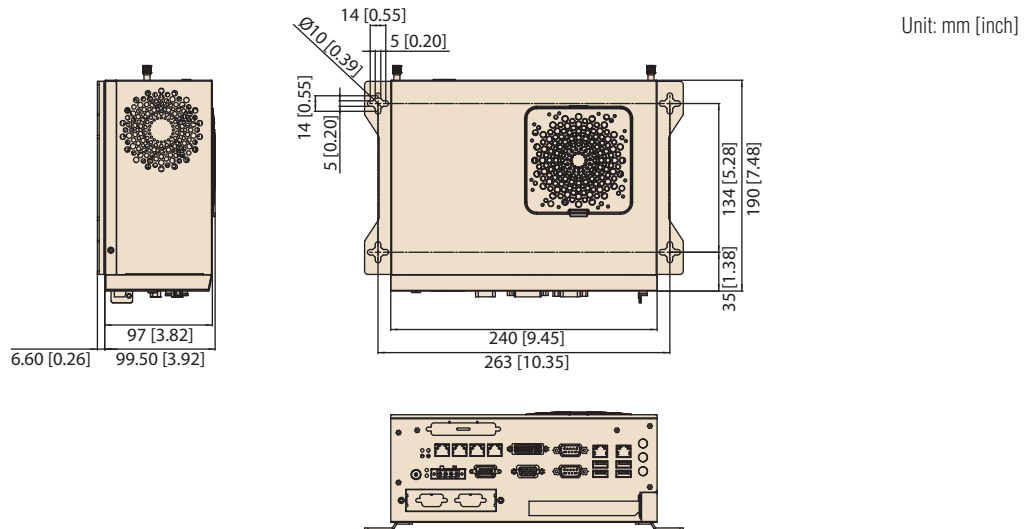
Specifications

		6th generation CPU				7th generation Core i CPU			
Processor System	CPU	i7-6700	i5-6500	i3-6100	G4400	G3900	i7-7700	i5-7500	i3-7101E
	Core	4	4	2	2	2	4	4	2
	Base Frequency	3.4 GHz	3.2 GHz	3.7 GHz	3.3 GHz	2.8 GHz	3.6GHz	3.5GHz	3.9GHz
	L3 Cache	8 MB	6 MB	4 MB	3 MB	2 MB	8MB	6MB	3MB
	Chipset	H110							
	BIOS	AMI 128Mb SPI Flash							
Memory	Technology	Dual Channel DDR4 1866/2133 MHz (non-ECC)							
	Max. Capacity	32 GB (16 GB per DIMM)							
	Socket	260-pin SO-DIMM							
Graphics	Chipset Integrated	Integrated Intel HD Graphics							
Ethernet	Interface	10/100/1000 Mbps							
	Controller	LAN1: Intel i219LM, LAN2: Intel i210AT (Both support Wake on LAN)							
Camera Interface PoE (AIIS-3410P)	Controller	CH1 - CH4: Intel i210							
	Compliant	IEEE 802.3af							
	Power Output	15W per channel / 30W for 1 & 2 channel							
Camera Interface USB 3.0 (AIIS-3410U)	Controller	CH1 - CH4: μ PD720202							
	Compliant	USB 3.0							
	Power Output	4.5W per Channel							
Storage	Internal 2.5" HDD Bay	1 (max. 9.5 mm height)							
	CFast	1							
Expansions	PCIe	1 (PCIe x16 slot with x8 signal), full height: 111.15 mm, length: max. 172 mm							
	miniPCIe	1 (USB2.0/SATA)							
	i-door	1							
Front I/O	Display	VGA + DVI-D							
	USB	4 USB3.0							
	Serial	2 (RS-232/422/485, via BIOS setting ; RS-485 support auto-flow control)							
	Isolated DIO (Default)	4 DI and 4 DO Channels AIIS-E730-AE (16-CH DI, 16-CH DO) High output driving capacity (500 mA max./channel) Interrupt capable for all 16 DI channel							
	Isolated DIO (Optional)	Supports 3-30 V _{DC} isolated input channel Dry/Wet contact support High-voltage isolation on output channels (2,500 V _{DC})							
	Internal Connector	USB	1 USB 2.0 connector						
Watchdog Timer	Output	System reset							
	Interval	Programmable 1 ~ 255 sec/min							
Power Requirement	Power Type	ATX/AT							
	Power Input Voltage	19 V _{DC} ~ 24 V _{DC} (\pm 10%)							
	Minimum Power Input	DC 19-24V @ 8-6.3A							
	Power Adapter	AC to DC, DC24V/9.16A, 220W (Optional)							
Cooling	System Fan	1 (8 cm/57 CFM)							
Miscellaneous	LED Indicators	Power, HDD, temperature							
	Control	Power on/off switch							
Environment	Temperature	Operating 0 ~ 45 °C (32 ~ 113 °F)*				Non-operating -40 ~ 70 °C (-40 ~ 158 °F)			
	Humidity	10 ~ 95% @ 40 °C, non-condensing							
	Vibration	0.5Grms, random, 5-500Hz, 3 axes, 1 hr/axis				2G, sine wave, 5-500Hz, 3 axes, 1 hr/axis			
	Shock	10G, half sine wave, 11 ms duration							
	Physical Characteristics	Dimension (W x H x D)	240 x 97 x 190 mm (9.45" x 3.82" x 7.48")						
	Weight	2.4 kg (5.29 lb) (w/o CPU cooler)							

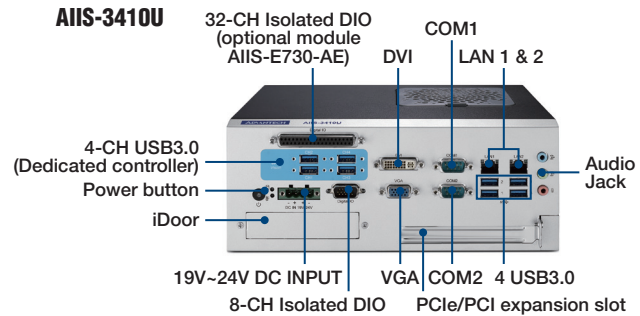

* Depends on CPU

AIIS-3410P (PoE) AIIS-3410U (USB 3.0)

Dimensions



Front View



Ordering Information

Part Number	Camera Interface	Display	USB 3.0	Isolated DIO	COM 232/422/485	Expansion slot
AIIS-3410P-00B1	4-CH GigE PoE	VGA+DVI-D	4	8-CH	2	1 PCIe x8 or 1 PCI*
AIIS-3410U-00B1	4-CH USB 3.0	VGA+DVI-D	4	8-CH	2	1 PCIe x8 or 1 PCI*

* Optional PCI riser card

Packing List

Items	Part Number	Quantity
Bare System	AIIS-3410	1
Startup manual (EN/CN)	2001341000	1
Startup manual (TC)	2001341010	1
Driver CD	2061340011	1
Wallmount Bracket	1960014487T006	2
Hole Protector	1990022908S000	4
CPU Cooler	1960060620N001	1
4-pin Phoenix DC power connector	1652003234	1
2-pin Phoenix DC power connector	1652002205	1

Optional Accessories

Part Number	Description
9891341010E	PCI Riser card
96PSA-A220W24P4-1	ADP A/D 100-240V 220W 24V C14 TB 4P
1702002600	Power Cord UL 3P 10A 125V 183cm
1702002605	Power Cord EU 3P 10A 250V 183cm
1700022940-01	Power Cord PSE 3P 7A 125V 300cm
AIIS-DIO32-00A1E	32-bit, DIO module, 9-pin USB interface
AIIS-E730-AE	32-ch Isolated Digital I/O, PCIe interface
ADAM-3937-BE	DB-37 Wiring Terminal, DIN-rail Mount
PCL-10137-1E	DB-37 Shielded Cable, 1m
PCIE-1674E-AE	4-port PCI express GbE card
1700024858-01	A CABLE 2*2P-4.2/2*2P-4.2 15cm (for PCIE-1674)

Note:

- AIIS-3410 supports the i-door module (both MOS and PCM series). Visit the Advantech website for more information.
- The PCM series module requires a bracket (P/N: 1960065854N001) that must be ordered separately.

Embedded OS

Part Number	Description
2070014568	img WES7P AIIS-3400/3410 x64 V5.8.0 10MUJ
2070014715	img W10 16HL AIIS-3400/3410 x64 V.1609 10MUJ
2070014716	img W10 16VL AIIS-3400/3410 x64 V.1609 10MUJ

*7th generation CPU only supports Win10 OS