

Q.brixx XL A116

Strain Gage Measurement Module

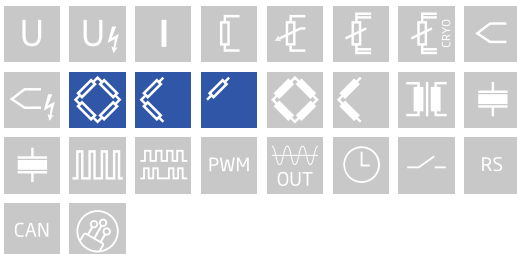
Q.brixx XL is a new addition to the Q.series product family - the ideal DAQ solution for on-the-go applications requiring higher performance in potentially harsh environments. Q.brixx XL DAQ systems consist of up to 16 measurement modules and an integrated, high-performance controller for communication, control, and data logging purposes, all within a robust aluminum housing capable of withstanding severe shock and vibration without sacrificing performance.

- High density and flexibility with 16 modules in one system in any constellation
- Electromagnetic Compatibility according to EN61000-4 and EN55011
- Connectable to Controller Q.station
- Power supply 10 ... 30 VDC

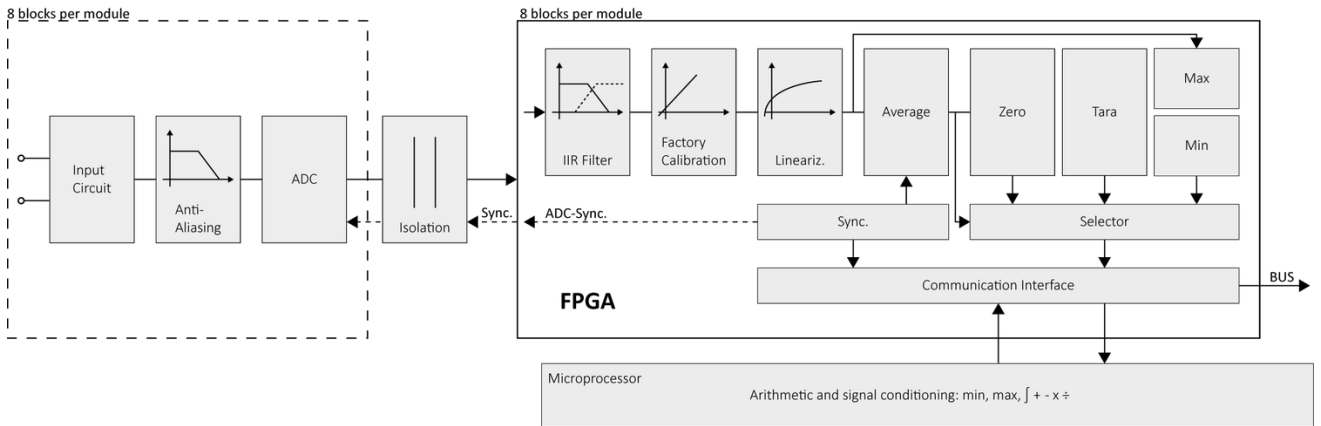


Key Features

- 8 analog input channels for strain gages
full-, half-, and quarter-bridge configuration, configurable per channel
- Selectable input ranges for optimal signal-to-noise ratio
2.5 or 10 mV/V for half- and full-bridge, 1 or 10 mV/V for quarter-bridge
- High-accuracy digitization
24-bit ADC, 20 kHz sample rate per channel
- Active lead wire resistance compensation
online compensation signal (OCS) for continuous compensation of lead wire resistance changes
- Shunt calibration per channel
- Build-in shunt resistor
Shunt verification of the complete measurement chain.
- Galvanic Isolation
channel to supply to interface

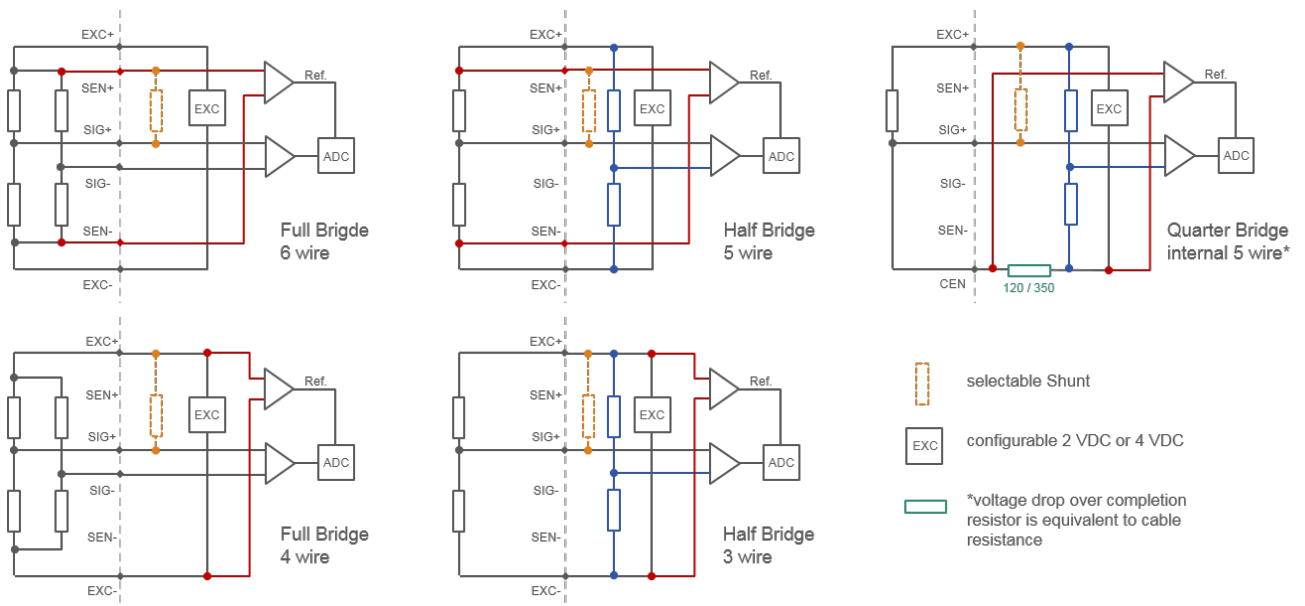


Block diagram



Technical Data

Strain Gage Wiring Diagram



Analog Input

Channels	8
Accuracy	0.02 % typical
	0.05 % in controlled environment ¹
	0.1 % in industrial area ²
Linearity error	0.01 % typical (within 24 h)
Input impedance	> 10 MΩ
Isolation voltage	500 VDC channel to input voltage to interface ³

¹ according to EN 61326 2006: appendix B

² according to EN 61326 2006: appendix A

³ noise pulses up to 1000 VDC, continuous up to 250 VDC

Analog-to-Digital Conversion

Resolution	24-bit
Sample rate	20 kHz per channel
Modulation method	sigma-delta (group delay time 600 μ s)
Anti-aliasing filter	1 kHz, 3rd order
Digital filters	Infinite impulse response (IIR), low-pass, high-pass, band-pass, band-stop, Butterworth or Bessel (2nd, 4th, 6th or 8th order), frequency range 0.1 Hz to 2 kHz (adjustable via software)
Averaging	configurable or automatic according to the user-defined data rate

Strain Gage Measurement

Bridge configuration(s)	resistance full-bridge (4/6-wire) resistance half-bridge (3/5-wire) resistance quarter-bridge (3-wire, with lead wire resistance compensation)	
Accuracy class	0.05	
Bridge completion resistor	selectable 120 Ω or 350 Ω per channel (others upon request)	
Temp. Coefficient of Resistance (TCR)	0.05 ppm/K	
Input range	full-bridge ± 2.5 mV/V or ± 10 mV/V half-bridge ± 2.5 mV/V or ± 10 mV/V quarter-bridge ± 1 mV/V or ± 10 mV/V (± 2000 μ m/m or ± 20000 μ m/m with k=2) selectable per channel	
Shunt resistor	100 k Ω internal resistor	
Bridge excitation	selectable 2 VDC or 4 VDC per channel	
Allowable sensor resistance	< 200 Ω at 4 VDC < 100 Ω at 2 VDC	
Maximum sensor cable length	full-bridge 300 m half-bridge 300 m quarter-bridge 100 m	
Long term stability	< 0.2 μ V/V / 24 hrs	< 2 μ V/V / 8000 hrs
Temperature drift	< 0.5 μ V/V / 10 K Offset drift	0.05 % / 10 K Gain drift
Noise	< 0.3 μ V/V (at 10 Hz)	
Linearity deviation	< 0.02 % f.s.	

Communication Interface Localbus

Protocols	proprietary Localbus (115200 bps to 48 Mbps, latency < 100 ns) ASCII (19200 bps to 115200 bps) Modbus RTU
Data format	8E1
Electrical standard	ANSI/TIA/EIA-485-A, 2-wire

Input Power

Input voltage	10 to 30 VDC, overvoltage and overcurrent protection
Power consumption	2.5 W (approx.)
Input voltage influence	< 0.001 % / V

Q.brixx XL A116

Strain Gage Measurement Module

Environmental Specifications

Operating temperature	-20°C to +60°C
Storage temperature	-40°C to +85°C
Relative humidity	5 - 95 % at 50°C (non-condensing)

Remarks

Validity of all listed specifications are subject to a warm-up period of at least 45 minutes
Specifications subject to change without notice

Mechanical information

Material	Aluminum
Measurements (W x H x D)	30x 145 x 135mm
Weight	approx. 500 g

Ordering Information

Article number	524120
Accessories	Connection Terminal A116, article number 600725

Gantner Instruments

Austria | Germany | France | Sweden | India | USA | China | Singapore
 Montafonerstraße 4 · A-6780 Schruns · T +43 55 56 · 77 463-0

office@gantner-instruments.com
 www.gantner-instruments.com