

# Q.brixx XL A111

Measurement Module for IEPE Sensors and Voltages

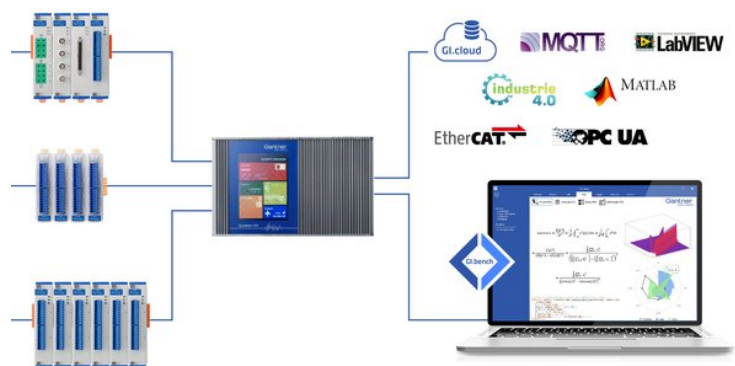
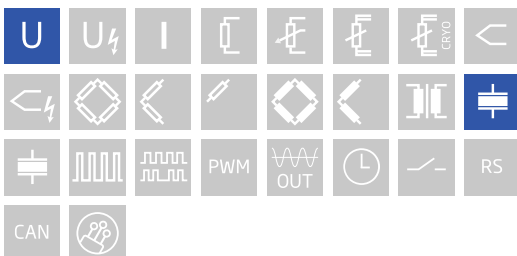
Q.brixx XL is a new addition to the Q.series product family - the ideal DAQ solution for on-the-go applications requiring higher performance in potentially harsh environments. Q.brixx XL DAQ systems consist of up to 16 measurement modules and an integrated, high-performance controller for communication, control, and data logging purposes, all within a robust aluminum housing capable of withstanding severe shock and vibration without sacrificing performance.

- High density and flexibility with 16 modules in one system in any constellation
- Connectable to Controller Q.station
- Electromagnetic Compatibility according to EN61000-4 and EN55011
- Power supply 10 ... 30 VDC

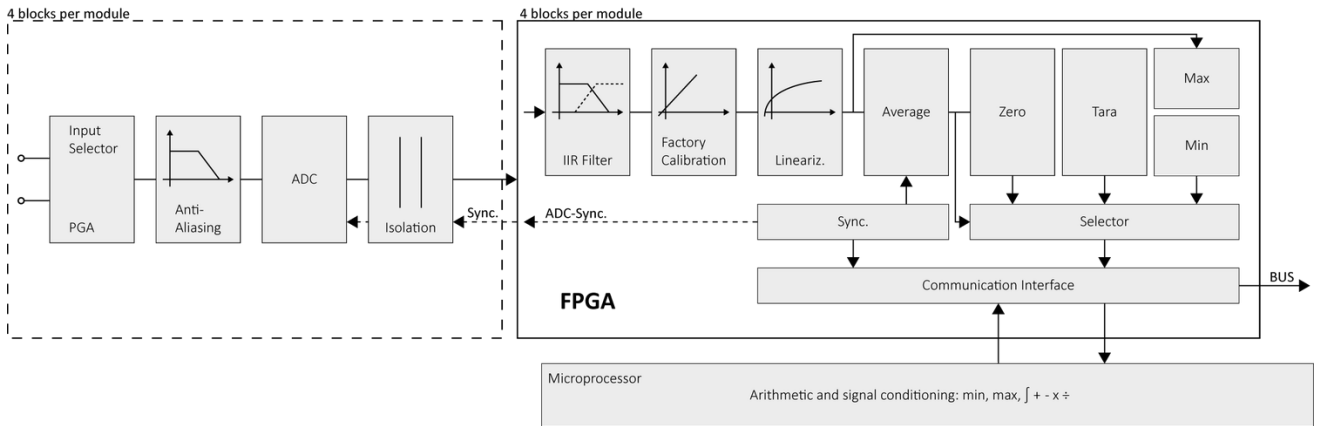


## Key Features

- 4 galvanic isolated analog input channels  
IEPE sensors, voltage
- Configurable input ranges  
 $\pm 100$  mV,  $\pm 1$  VDC,  $\pm 10$  VDC
- High-accuracy digitization  
24-bit ADC, 100 kHz sample rate per channel
- Signal conditioning  
16 virtual channels, linearization, digital filter, average, scaling, min/max storage, RMS, arithmetic, alarm
- Galvanic isolation  
500 VDC channel to channel, channel to power supply, and bank



### Block diagram



### Technical Data

#### Analog Input

Channels	4
Accuracy	0.01 % typical 0.025 % in controlled environment <sup>1</sup> 0.05 % in industrial area <sup>2</sup>
Linearity error	0.01 % typical full-scale
Repeatability	0.003 % typical (within 24 hrs)
Input impedance	>10 MΩ (unless otherwise stated)
Isolation voltage	500 VDC channels, to power supply, channel to bus <sup>3</sup>
Oversvoltage protection	±30 V
Max. Common-mode voltage (CMV)	250 VDC

<sup>1</sup> according to EN 61326 2006: appendix B

<sup>2</sup> according to EN 61326 2006: appendix A

<sup>3</sup> noise pulses up to 1000 VDC, continuous up to 250 VDC

#### Measurement Mode Voltage

Input range	Margin of error	Resolution	Input impedance
±100 mV	±20 μV	12 nV	>1 MΩ
±1 V	±200 μV	120 nV	>1 MΩ
±10 V	±2 mV	1.2 μV	>1 MΩ
Long term stability (range ±1 V)	<20 μV / 24 hrs	<200 μV / 8000 hrs	
Temperature drift (range ±1 V)	<50 μV / 10 K Offset drift	<0.01 % / 10 K Gain drift	
Signal-to-noise ratio	>90 dB at 1 kHz	>120 dB at 1 Hz	
Dynamic range	109 dB @ ±10 V		
Input impedance	1.2 MΩ    330 pF		

### Measurement Mode IEPE

Input range	Margin of error	Resolution	Input impedance
±1 V	±1 mV	120 nV	>1 MΩ
±10 V	±10 mV	1.2 μV	>1 MΩ
Sensor excitation	4 mA ±10% constant current		
Compliance voltage	24 VDC ±10%		
Input frequency range	0.5 Hz to 20 kHz		
Temperature drift (range ±1 V)	<50 μV / 10 K Offset drift	<0.025 % / 10 K Gain drift	

### Analog/Digital Conversion

Resolution	24-bit
Sample rate	100 kHz per channel
Modulation method	sigma-delta (group delay time 380 μs)
Anti-aliasing filter	20 kHz, 3rd order
Digital filters	Infinite impulse response (IIR), low-pass, high-pass, Butterworth or Bessel (2nd, 4th, 6th or 8th order), frequency range 0.1 Hz to 20 kHz (adjustable via software)
Averaging	configurable or automatic according to the selected data rate

### Communication Interface Localbus

Protocols	proprietary Localbus (115200 bps to 48 Mbps, latency <100 ns) ASCII (19200 bps to 115200 bps) Modbus RTU
Data format	8E1
Electrical standard	ANSI/TIA/EIA-485-A, 2-wire

### Power Supply

Input voltage	10 to 30 VDC, overvoltage and overcurrent protection
Power consumption	2.5 W (approx.)
Input voltage influence	<0.001 % / V

### Environmental

Operating temperature	-20°C to +60°C
Storage temperature	-40°C to +85°C
Relative humidity	5 % to 95 % at 50°C, non-condensing

### Remarks

Validity of all listed specifications are subject to a warm-up period of at least 45 minutes

Specifications subject to change without notice

### Mechanical information

Material	Aluminum
Measurements (W x H x D)	30x 145 x 135mm
Weight	approx. 500 g

# Q.brixx XL A111

Measurement Module for IEPE Sensors and Voltages

## Ordering Information

Article number	602319
----------------	--------

### Gantner Instruments

Austria | Germany | France | Sweden | India | USA | China | Singapore  
Montafonerstraße 4 · A-6780 Schruns · T +43 55 56 · 77 463-0

[office@gantner-instruments.com](mailto:office@gantner-instruments.com)  
[www.gantner-instruments.com](http://www.gantner-instruments.com)