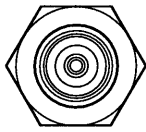


REV	ECN	DESCRIPTION	BY/DATE	CHK	APPR
A	4948	INITIAL RELEASE	MR. C. 11/29/07	<i>CEJ</i>	<i>CAJ</i>



MODEL 6507 SEPARATE CLAMP NUT (SUPPLIED)

10-32 COAXIAL CONNECTOR

5/16 HEX

5/16-24 THD UNF-2A

Ø .249

Ø .247

Ø .217

Ø .215

.150

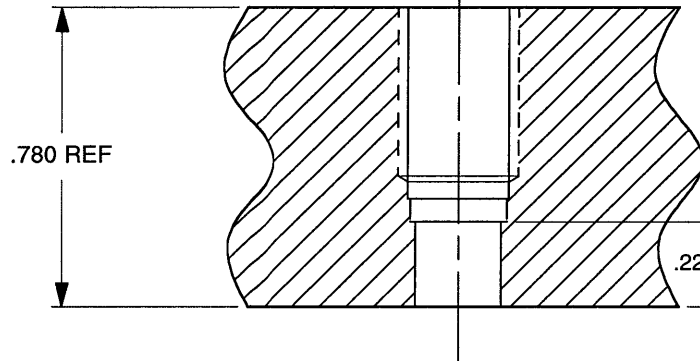
1.20

.82

.435

.235 ±.001

MOD 6600 SEAL, BRASS

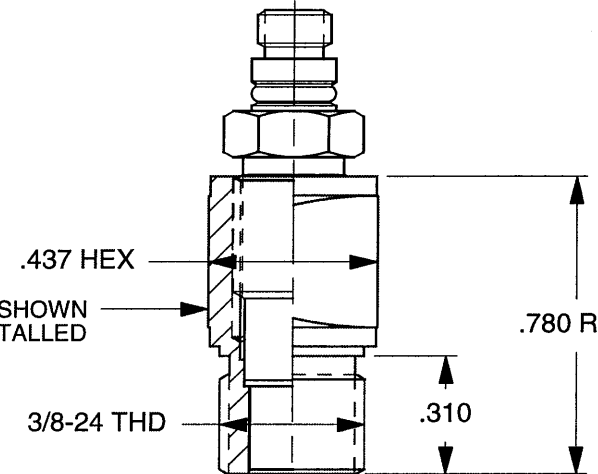


.780 REF

.220 FOR FLUSH DIAPHRAGM

PORT PREPARATION INSTRUCTIONS, 2301C

- 1) DRILL AND REAM Ø.221 +.001/-.000 THRU
- 2) C'BORE (OR END CUTTING REAM) 1/4 (Ø.250) X .560 DEEP
- 3) C"DRILL Ø.272 +.003/-.001 X .500 DEEP
- 4) BOTTOM TAP 5/15-24 UNF-2B X .440 MIN DEPTH



.437 HEX

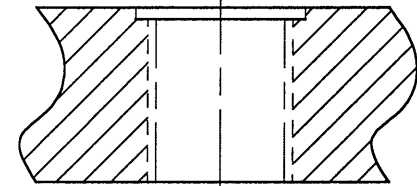
MODEL 6502 ADAPTOR SHOWN WITH 2301C PROBE INSTALLED

3/8-24 THD

MOD 6601 SEAL, BRASS

.780 REF

.310



PORT PREPARATION INSTRUCTIONS, MODEL 6502 MOUNTING ADAPTOR

- 1) DRILL Q (Ø.332) THRU (OR .450 MIN DEPTH)
- 2) TAP 3/8-24 UNF-2B X .350 MIN DEPTH
- 3) C'BORE Ø.437 +.003/-.000 X .030 DEEP
- 4) MOUNTING TORQUE: 50-60 LB-INCHES

4) HOUSING/DIAPHRAGM MATERIAL: TITANIUM ALLOY..

3) WEIGHT: 5 GRAMS.

2) MOUNTING TORQUE FOR 6502 ADAPTOR: 50-60 LB-INCHES.

1) MOUNTING TORQUE FOR 2301C PROBE: 30 LB- INCHES.

		MASTER ONLY IF IN RED		CHATSWORTH, CA.	
SCALE	2X	REV	-	DATE	SEE REV BLOCK
DATE	11/21/07	PART NO.			
DRAWN	N.C.	CHECKED	R.A.	MAT'L	
APPROVED	<i>CEJ</i>	DATE	11.30.07	NEXT ASSEMBLY	USED ON
TITLE				SERIES 2301C	
OUTLINE/INSTALLATION DRAWING, MODEL SERIES 2301C				DWG NO. 127-2301C	
				SHEET 1 OF 1	



**SPECIFICATIONS MODEL SERIES 2301C
PROBE TYPE QUARTZ PIEZOELECTRIC PRESSURE SENSORS**

SPECIFICATION	VALUE	UNITS
SENSITIVITY (all models)	0.35	pC/PSI
RANGE		
MODEL		
2301C1	100	PSI
2301C2	500	PSI
2301C3	1,000	PSI
2301C4	3,000	PSI
2301C5	5,000	PSI
2301C6	10,000	PSI
2301C7	15,000	PSI
MAXIMUM PRESSURE (all mods. except 2301C7)	15,000	PSI
MAXIMUM PRESSURE MODEL 2301C7	18,000	PSI
RESONANT FREQUENCY, NOM.	500	KHz
CAPACITANCE, TYP.	8.0	pF
RISE TIME, NOM.	1.0	μSEC
ACCELERATION SENSITIVITY, AXIAL DIRECTION	.002	PSI/G
NON-LINEARITY, TYP.	+/-1.0	% FS
TEMPERATURE RANGE	-100 to + 500	°F
COEFFICIENT OF THERMAL SENSITIVITY	.01	%/°F
MAXIMUM SHOCK	10,000	G
MAXIMUM VIBRATION	+/- 2500	G
MATERIAL, HOUSING/DIAPHRAGM	Ti-6Al-4V TITANIUM ALLOY	
ELECTRICAL CONNECTOR	10-32	COAXIAL
ENVIRONMENTAL SEAL	TIG WELD/GLASS-TO-METAL	HERMETIC
WEIGHT	6.5	GRAMS

[1] Over any calibrated full scale range within full scale range, zero based best fit straight line method.

[2] maximum flash temperature, short duration, 3000° F.