

HS-100 Accelerometer

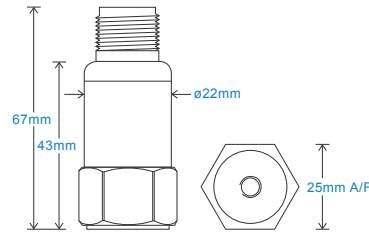
AC acceleration output via 2 Pin MS Connector

Key Features

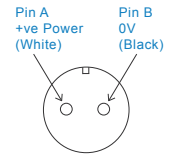
- Most common seller
- For use with data collector
- Customisable features

Industries

Building services, Pulp and Paper, Mining, Metals, Utilities, Automotive, Water, Pharmaceutical



Connection Details



Technical Performance

Mounted Base Resonance	see 'How To Order' table (nominal)
Sensitivity	see: 'How To Order' table $\pm 10\%$ Nominal 80Hz at 22°C
Frequency Response	2Hz (120cpm) to 10kHz (600kcpm) $\pm 5\%$ 1.5Hz (90cpm) to 12kHz (720kcpm) $\pm 10\%$ 0.8Hz (48cpm) to 15kHz (900kcpm) $\pm 3dB$
Isolation	Base isolated
Range	see: 'How To Order' table
Transverse Sensitivity	Less than 5%

Mechanical

Case Material	Stainless Steel
Sensing Element/Construction	PZT/Compression
Mounting Torque	8Nm
Weight	125gms (nominal)
Screened Cable Assembly	see: www.hansfordsensors.com for options
Connector	HS-AA004 - non-booted HS-AA053 or HS-0054 - booted
Mounting Threads	see: 'How To Order' table

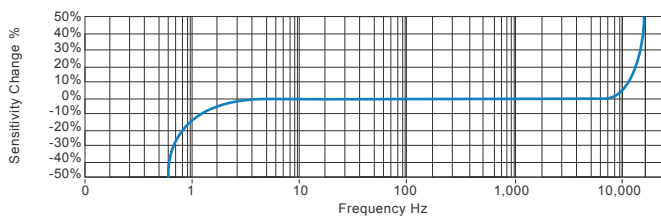
Electrical

Electrical Noise	0.1mg max
Current Range	0.5mA to 8mA
Bias Voltage	10 - 12 Volts DC
Settling Time	2 seconds
Output Impedance	200 Ohms max.
Case Isolation	$>10^8$ Ohms at 500 Volts

Environmental

Operating Temperature Range	-55 to 140°C
Sealing	IP68
Maximum Shock	5000g
EMC	EN61326-1:2013

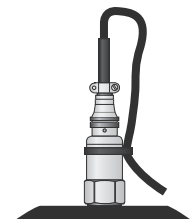
Typical Frequency Response (at 100mV/g)



Applications

Fans, Motors, Pumps, Compressors, Centrifuges, Conveyors, Air Handlers, Gearboxes, Rolls, Dryers, Presses, Cooling, VAC, Spindles, Machine Tooling, Process Equipment

Vibration sensor should be firmly fixed to a flat surface (spot face surface may be needed to be produced and cable anchored to sensor body.)



How To Order

Product Prefix	Product Series	Cable Length (if integral cable)												
HS - Hansford Sensors	100 - Industrial Vibration Sensor	QXX - length specified in metres												
H	S	1	0	0	X	X	X	X	X	X	X	X	X	X
Extra Options (if required)		Sensitivity	Range	Resonant Frequency		Cable/Connector			Mounting Threads					
F - Filtered		010 - 10mV/g	$\pm 800g$	28kHz (1,680kcpm)		01 - PUR			01 - ¼-28" UNF Female					
I - Intrinsically Safe		030 - 30mV/g	$\pm 250g$	26kHz (1,560kcpm)		02 - Braided			02 - ¼-28" UNF Male					
L - 316L Stainless Steel		050 - 50mV/g	$\pm 160g$	24kHz (1,440kcpm)		07 - Silicon			05 - Quick Fit Female					
RT - Temperature Output PT100		100 - 100mV/g	$\pm 80g$	22kHz (1,320kcpm)		08 - Flame Retardant			06 - M6 x 1mm Male					
T - Temperature Output		250 - 250mV/g	$\pm 32g$	20kHz (1,200kcpm)		50 - 2 Pin MS			08 - M8 x 1.25mm Male					
Y - 5% tolerance on sensitivity		500 - 500mV/g	$\pm 16g$	18kHz (1,080kcpm)		54 - M12			10 - M10 x 1.5mm Male					



www.hansfordsensors.com
sales@hansfordsensors.com

We reserve the right to alter the specification of this product without prior notice
TS001.6

