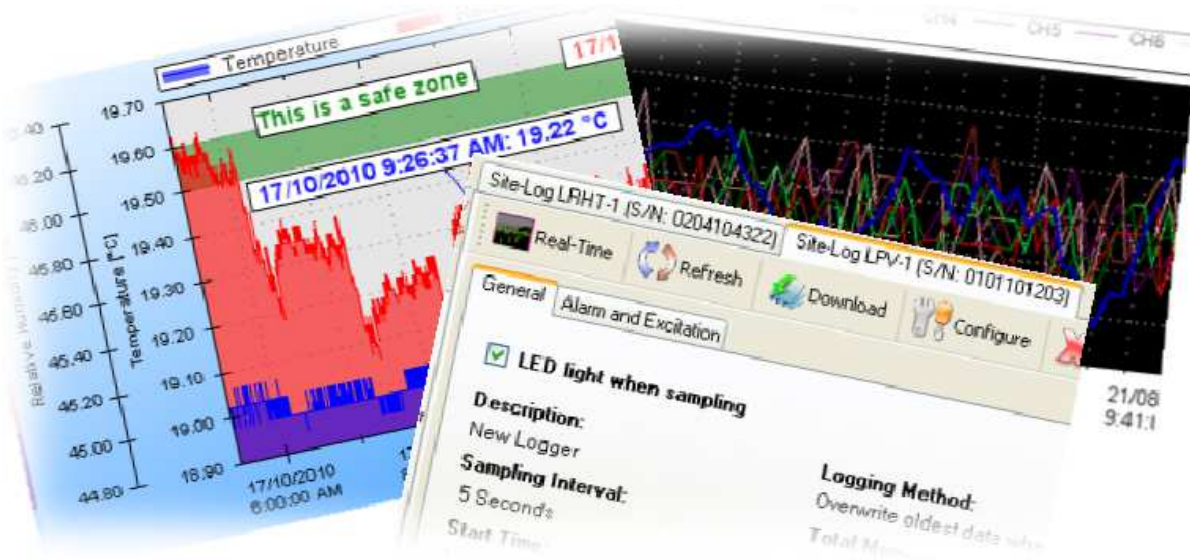




SiteView – Windows Software

Product Specifications



OVERVIEW

SiteView is a Microsoft Windows based application which works with SiteLog Series data loggers for downloading, configuration, data analyzing and plotting.

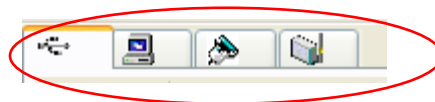
Its user-friendly graphic interface plus powerful functionalities fit both novice and advanced users.

The versatility of the custom equation and custom-line equation handle complicated measurement requirements.

FEATURES

Multiple Communications Interfaces:

SiteView supports USB, USB Device Server, Serial Port and Serial Device Server connections for easy local and remote access of the data logger.



Downloading Multiple Loggers:

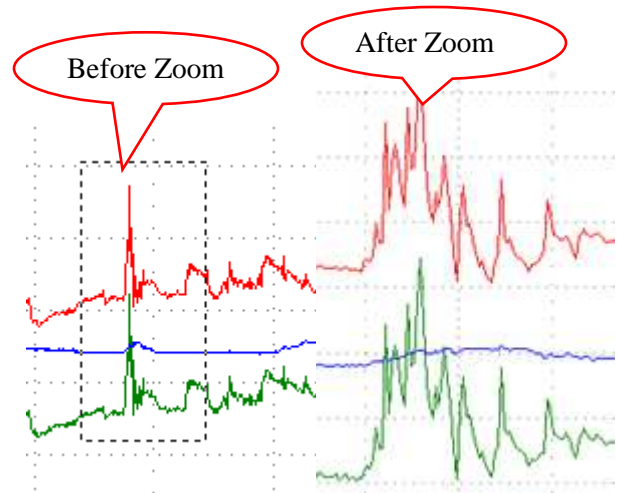
SiteView allows downloading of multiple data loggers simultaneously.

Powerful Custom Equations:

SiteView provides powerful custom equation functionality which solves scientific and laboratory algorithm difficulties.

Custom Equation Code

```
//A custom equation. Do not change equation name. Equation must return a value.
public double CO_200PPM(double Input)
{
    //add your code here
    double output;
    output = (200 - 0) * (Input - 0.004) / (0.02 - 0.004) + 0;
    return output;
}
```

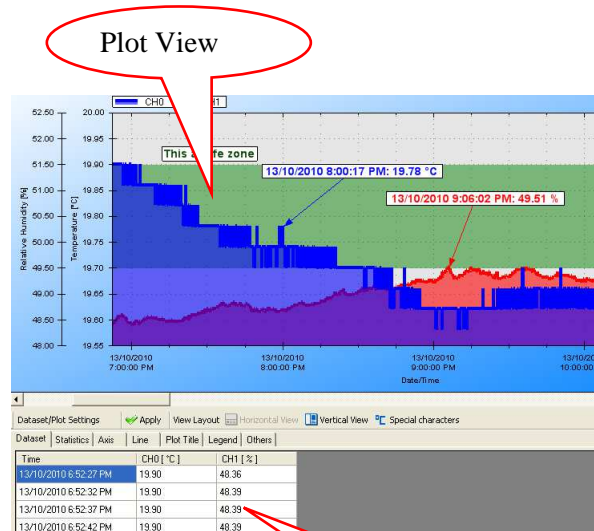


Ease of Manipulation:

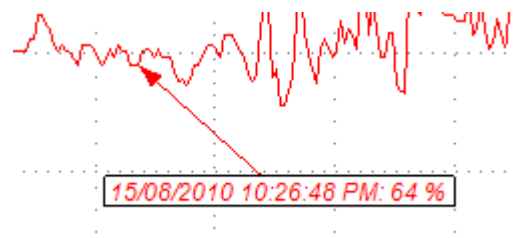
SiteView's user-friendly interface makes it much easier to view the logger's properties, download data and configure the logger for a new session.

Multiple Data Views:

SiteView displays both the tabular data view and the plot view.



Insertion of annotations and labels highlights the important data points and sections.



Custom Channels and Custom Lines allow adding as many additional curves as possible.

Add Custom Channel and Custom Line



Real-Time Chart View:

SiteView allows real-time chart and list views of the data logger, replacing the paper chart recorder.

Actions On Plot:

Zooming in /zooming out function provides detailed view of the data.

SPECIFICATIONS

Product Identification	
Product Name	SiteView
Model	SSV-1
System Requirements	
Computer	CPU: 1.0 GH or above Memory: 256K or above Port: 1 USB port or 1 COM port (SL-RS232 required) Hard Drive: 1GB or above
Operating System	Window XP, Window Vista, Window 7
Communications	
Supported Interfaces	USB, Serial Port, Ethernet (USB Device Server, Serial Device Server)
Baud Rate	Auto-detected baud rate from 2400 to 115200 bps
Logger Interactions	
Status View	View status of the connected logger
Configuration	Configure logger for new recording session
Real-Time View	Monitor logger in real-time list view and chart view; real-time data can be saved to time stamped text files.
Plotting	
Views	Tabula, plot, statistics
Configuration	Configure axis, lines, view properties
Zoom	Zoom in/zoom out, scale zoom, box zoom, time-span zoom
Labels & Annotations	Add, edit, delete graph labels and line annotations
Custom Line	Add, edit, delete the custom line.
Custom Channel	Add, edit, delete the custom channel.
Measurement Conversion	
Custom Equation	Add, edit, delete the custom equation.
Custom Line Equation	Add, edit, delete the custom-line equation.
Unit	Add, edit, remove unit categories and units.
Data Importing/Exporting	
SiteView File	Load single or multiple SiteView files into one viewport. Export plot to images: Emf, PNG, Gif, Jpeg, Tiff and Bmp file format. Export plot to text: csv, txt. Save multiple SiteView files to single SiteView file. Print plot, tabular data, statistics.
Equations & Units	Import, Export Equation files and Unit files.
Help	
Interactive Help	Related help topic is displayed with hot key (F1).
Help File	Portable Document Format(.PDF), Microsoft Compiled HTML Help(.CHM)