

Secure

Communication

Made Easy



Remote Access to Industrial Equipment



-  *Easy Setup*
-  *Central Administration*
-  *Firewall Friendly*
-  *State-of-Art Security*
-  *Fast Return On Investment*

PROGRAMMING



CONTROL



LOGGING



INFRASTRUCTURE





GateManager available as..

Secomea Cloud Service

Server in your own Datacentre

Plug-and-go Rack Server

Integrated SMS Modem

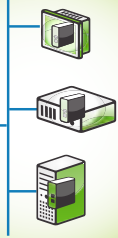


GateManager Models	4250	8250/9250
SMS two-factor login code support	Integrated	External
Virtual Machine (HyperV, ESXi)	-	Yes
Recommended connected devices	1000	10.000+
Suited for Cloud Server	No	Yes
Automatic backup	Yes (USB/FTP)	Yes (FTP/SMB)
Optional Usage Statistics Module	Yes	Yes

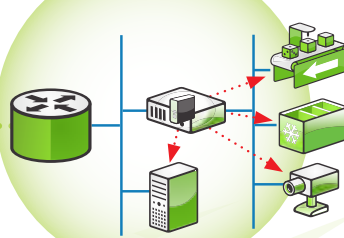
GateManager Accounts
FREE with Starter Package
Control specific user access
Associate Email alarms to devices
Supports activation of Usage Statistics
Remotely administer SiteManagers
Administer users and access logs

NEEDS CONTAINED IN A SINGLE SOLUTION

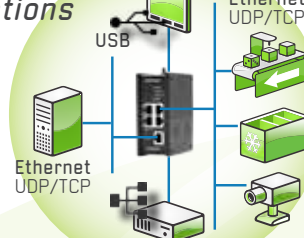
SiteManager Embedded BASIC



SiteManager Embedded EXTENDED (Gateway)



Device Connection Options



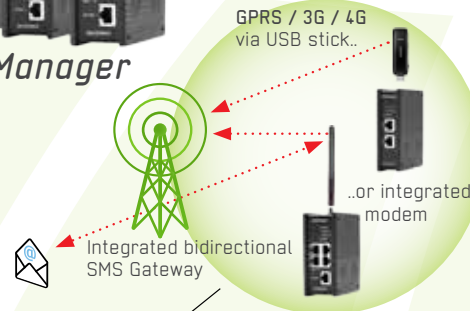
Ethernet UDP/TCP
Serial RS232 (RS485/MPI/PPi via Adapter)

SiteManager Embedded
- For Windows based IPCs and HMIs
- For Win XP/7/8 std. and Embedded
- Also available for custom integration to CE, Linux RTOS etc.



SiteManager

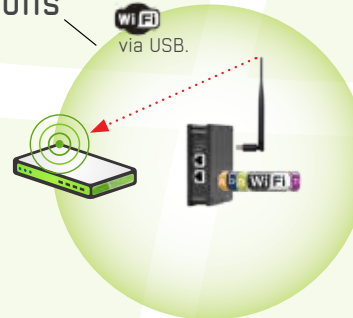
GPRS / 3G / 4G via USB stick...



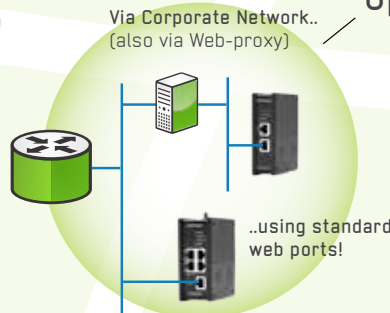
Integrated bidirectional SMS Gateway

Internet Uplink Options

WiFi via USB.



Via Corporate Network.. (also via Web-proxy)



..using standard web ports!

Firewall friendly communication using encrypted web protocols

Secomea TrustGate EasyTunnel VPN Concentrator



Logging via EasyTunnel VPN



	BASIC	PREMIUM
	Yes	No
	No	Yes
	No	Yes
	No	Yes
	Yes	Yes
	Yes	Yes

TrustGate Models	61	62	160	260	560R
Number of Tunnels	25	25	100	600	2000
WAN Ports (Ethernet / 3G option)	1	1/2	2/3	2/3	2/3
LAN / VLAN Ports	1	1	1/4	1/8	1/32
DMZ / VLAN ports	-	1	1/4	1/8	3/32
Encryption Speed Mbit/s	50	50	60	60	1000
Firewall Mbit/s	100	100	100	100	3000



Remote programming of industrial equipment




TYPICAL SCENARIO

You are a machine provider or system integrator that needs to fulfill service obligations for machine installations, in the form of diagnosing and programming the PLC or HMI device using the native PLC software. The device could be Ethernet, Serial or USB attached.



.. using your standard PLC and HMI programming tools, just as if you were onsite. Ethernet, Serial and USB devices brought to your local PC - fast, secure and easy

Cost and Efficiency Benefits:

-  Save costs by not having to travel to your customer
-  Optimize service offering by providing instant support to ensure machine uptime
-  Optimize engineering costs by allowing key engineers to service global customers simultaneously

Case story



Haas-Meincke is a leading provider of baking production lines installed worldwide. The machines are so advanced that servicing must be performed by Haas-Meincke engineers and as part of a service contract engineers must be available during the burn-in period.

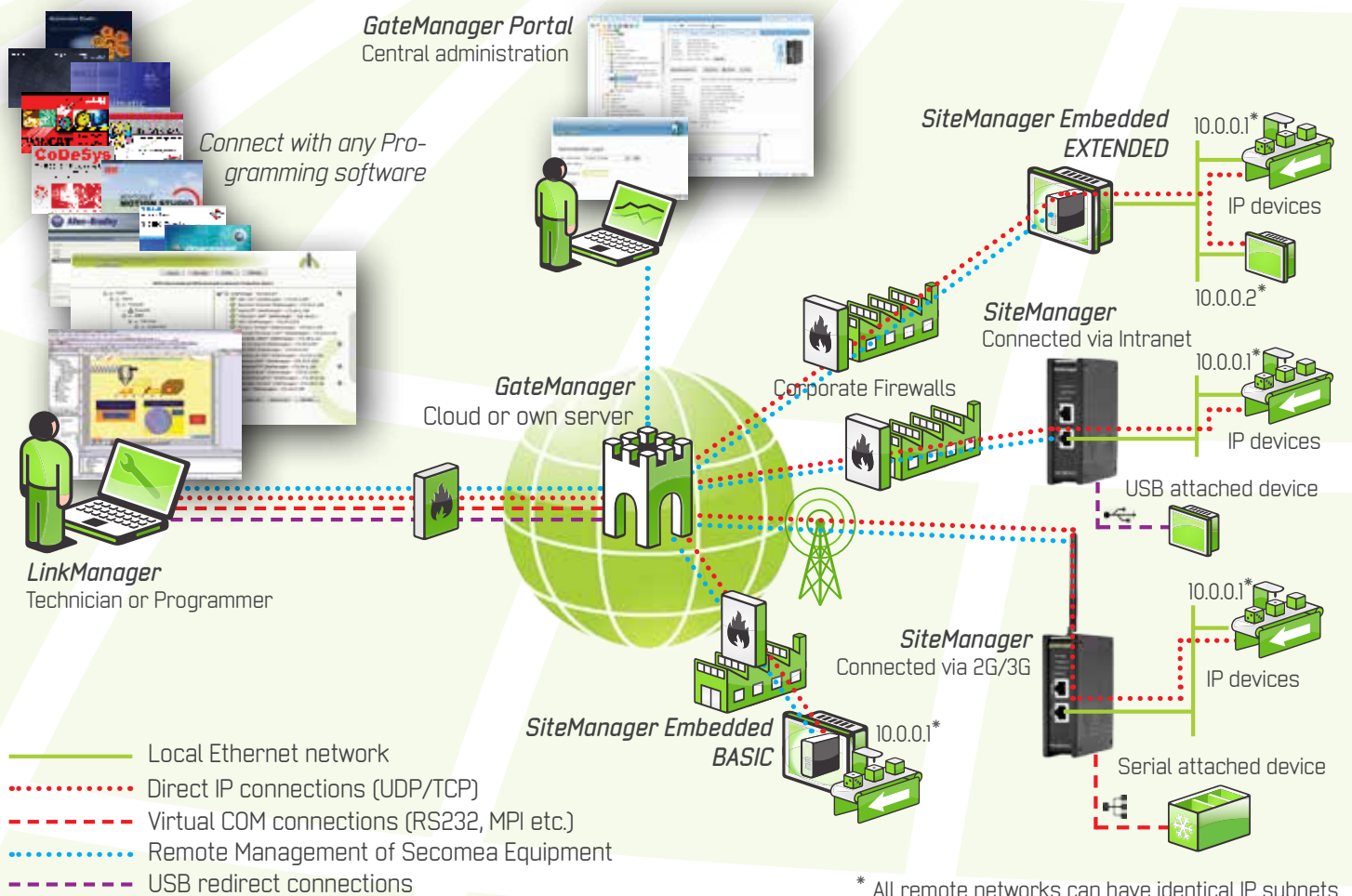
The first Secomea SiteManager unit was used for remote access to four systems in Colombia. That box saved four onsite visits of up to three weeks as the engineer never left Europe but made all programming changes to the Siemens PLCs remotely.

A Secomea SiteManager is now a standard component in each shipped machine, and today 400 SiteManager units are installed in baking machines and production lines globally. This has enabled Haas-Meincke to use remote assistance as a competitive advantage to secure their customers' maximum uptimes.

Secomea Remote Programming Solution

How it works

1. Technician or end user installs a **SiteManager** unit at the machine location and connects it to the machine network or directly to an Ethernet, Serial or USB device.
2. The SiteManager gets access to the central **GateManager** M2M server via the local network or via 3G.
3. Create and administer **LinkManager** user accounts for your engineers via the GateManager Web portal.
4. The engineer installs the LinkManager client with a few clicks - no configuration is needed.
5. The engineer starts LinkManager and connects to a device remotely.
6. The engineer starts his programming software and connects as if he is connected locally.



How to get started

- Decide on the preferred SiteManager model (hardware or software)
- Order the **Secomea Starter Package** - all components needed are included
- Use the installation guide or instruction video to get connected in less than 15 minutes






Remote control and monitoring of industrial equipment

TYPICAL SCENARIO

You are a machine provider or system integrator that needs to provide your customer with access to an operator panel of a machine in order to operate or monitor it. The device may be a PLC, HMI or PC that has a SCADA type Web virtualization interface, or it may require access to a PC desktop to access the information GUI.

*.. using your PC, iPhone or Android device.
Web virtualized devices, Remote desktop
and HMI app access - fast, secure and
easy*

Cost and Efficiency Benefits:

-  Operate machines without physical access to the machine network.
-  Apply security to commonly "unsecure" devices (tablets, smart phones).
-  Create accounts for operators with isolated access to specific devices.

Case story

ELTECHNO 
ELECTRIC TECHNOLOGIES

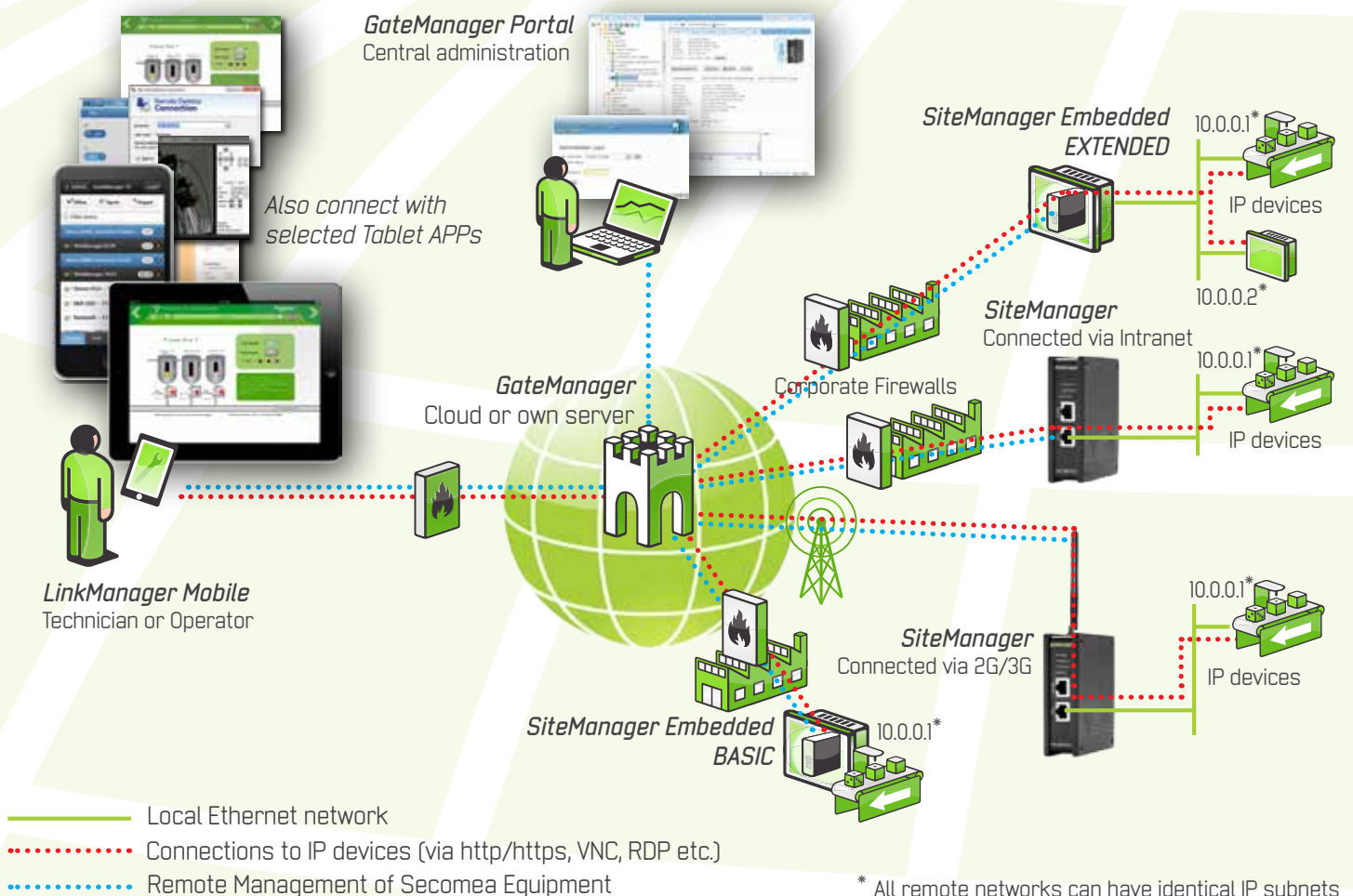
ELTECHNO offers tailored automation solutions as well as consultancy, installation, construction and programming services for process and machine control systems. ELTECHNO adapts to the customers' desires in terms of component choice and operator tools. A focus area is water treatment utility installations, controlled by Siemens PLCs extended with a web-based operator GUI, and combined with Schneider Electric IGSS SCADA software for accumulating and processing data.

ELTECHNO uses a SiteManager for both remote access and as SMS gateway for alerts generated by the PLC. LinkManager Mobile is used for accessing both the PLC operator Web GUI and the SCADA system via Remote Desktop. The advantage of LinkManager Mobile is that it is platform independent, so customers can use their PC, tablet or smartphone for secure remote access. ELTECHNO has the overall responsibility for the installation and can remotely program and diagnose the Siemens PLC with the Step 7 software using the Secomea LinkManager Windows software.

Secomea Remote Monitoring Solution

How it works

1. Install a **SiteManager** at the machine location, or install a Software SiteManager on a Windows based device at the location.
2. SiteManager gets access to the central **GateManager** M2M sever via the local network or via 3G.
3. Create and administer user accounts for users via the GateManager Web portal.
4. Engineer receives a link to the M2M GateManager, which provides him with the **LinkManager Mobile** interface in his web browser.
5. The engineer starts LinkManager Mobile and establishes a connection to a device.
6. Start a web browser or Remote Desktop app and get redirected to the device automatically.



How to get started

- Decide on the preferred SiteManager model (hardware or software)
- Order the **Secomea Starter Package** – all components needed are included
- Use the installation guide or instruction video to get connected in less than 15 minutes






Remote data logging of industrial equipment

TYPICAL SCENARIO

You are a machine provider that wants to offer preventive and predictive maintenance services for your machines by monitoring and logging machine information to a central surveillance centre. You want to be independent of remote networks as this is out of your control. If an issue occurs, you wish to be able to connect to the equipment for further diagnostics, programming and upgrades.

... with no need to deploy VPN. Let your log server fetch real time data from any devices transparently through firewalls and IP networks.

Cost and Efficiency Benefits:

-  Web browser like inside-out connections
-  Immune to IP Subnet conflicts and routing issues
-  All equipment can have identical IP addresses

Case story



FLSmidth is a leading supplier of equipment and services to the global cement and minerals industries. FLSmidth supplies everything from single machinery to complete cement plants and minerals processing facilities including services before, during and after the construction.

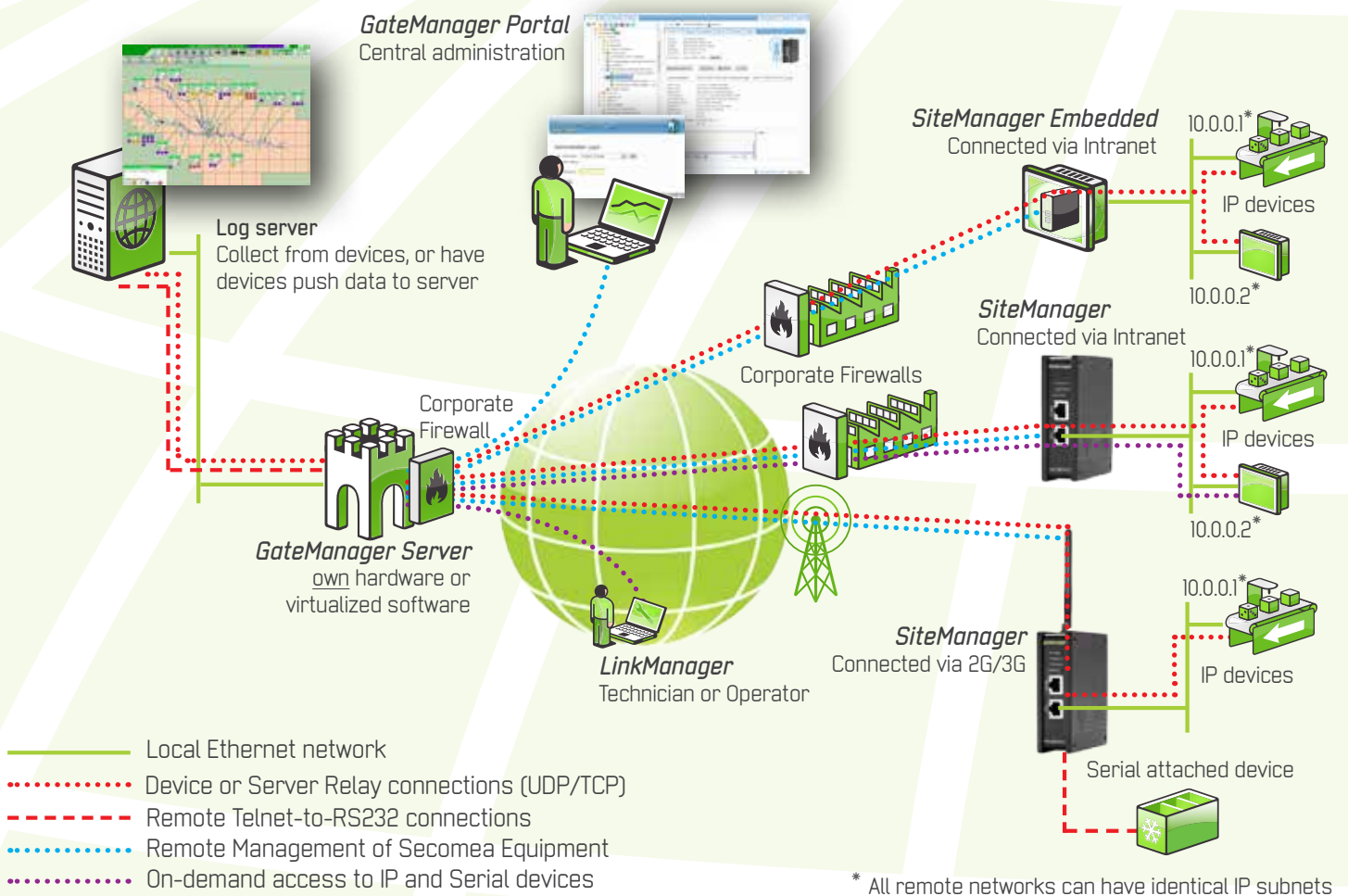
A part of the services strategy is to remotely retrieve data harvested locally in the PLCs to a central server. The data is used to create production reports to customers and to perform preventive maintenance. Data collection is based on FTP access to each PLC via a central GateManager M2M Server. Subsequent to the data analysis, technicians have the option to remotely connect to the monitored PLCs and perform further diagnostics and program adjustments.

The Secomea solution was chosen after a thorough evaluation of several industrial access solutions, where security, ease of administration and scalability were decisive factors.

Secomea Remote Logging via Device Relays

How it works

1. Install a **GateManager** M2M server at your surveillance centre.
2. Install **SiteManagers** at the machine locations or install a Software SiteManager on a Windows based device at the location.
3. SiteManagers connect to a central GateManager M2M server via the local network or via 3G.
4. Connect your data logging server locally to the GateManager and connect to all remote devices simultaneously via the **Device Relays**.
5. For further analysis manually connect to the device with the LinkManager client and perform diagnostics, programming and upgrades.



How to get started

- Decide on the preferred SiteManager model (hardware or software)
- Order the **Secomea Starter Package** to try out a free hosted GateManager cloud account
- Decide on the preferred GateManager (software or hardware)






Remote Industrial infrastructure (EasyTunnel VPN)

TYPICAL SCENARIO

You are a provider of surveillance and maintenance of machine or process installations. You have a central data centre with a remote access server that needs full access to each site 24/7. By requiring full network access to each site you adapt to the principles of IP routing and VPN by applying specific subnets to each site.

.. apply a fully transparent network tunnelling infrastructure without IT skills using Secomea EasyTunnel VPN.

Cost and Efficiency Benefits:

-  Deploy VPN networks without IT skills.
-  Central management and configuration of all VPN gateways.
-  Utilize the VPN gateways for secure access through portable devices.

Case story



AK Centralen is a leading provider of surveillance and onsite services for different types of equipment, such as cooling desks and bottle recycling machines, etc. in supermarkets and institutions in Scandinavia.

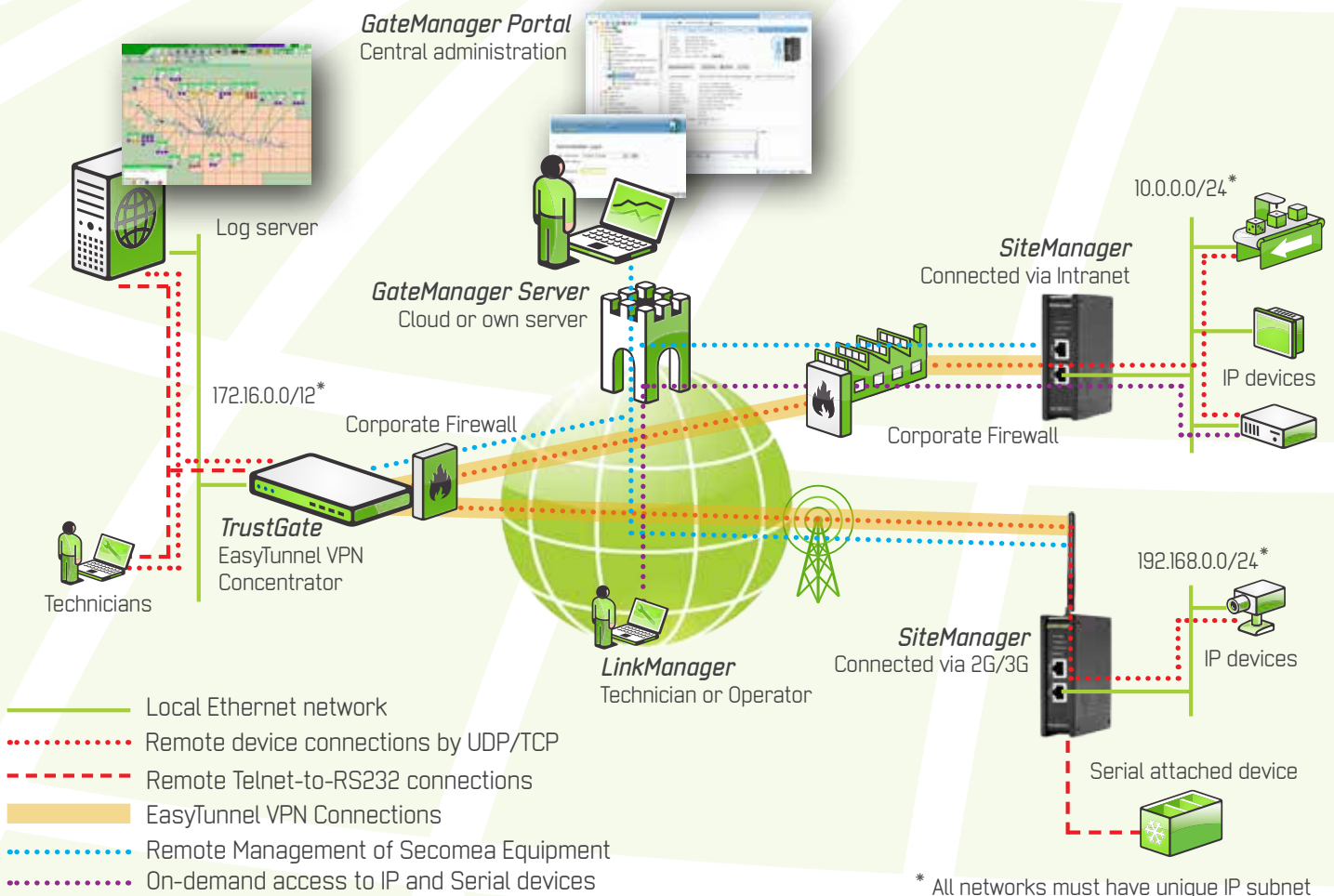
AK Centralen acts as an alarm centre and a service hub for incidents on equipment, e.g. when a refrigerator exceeds a certain temperature. A central server is used for accumulating information from more than 1500 installations based on CTS/HVAC equipment from various vendors such as Danfoss, Schneider and Siemens Nixdorf. When an incident occurs, the surveillance staff can establish an access directly to the equipment via the server and through the VPN infrastructure to perform diagnostics and subsequently decide if onsite services are needed.

All SiteManagers and their EasyTunnel VPN connections are managed and monitored by a dedicated GateManager M2M server, which in combination with the central logging server ensures full control of both equipment and the communication infrastructure.

Secomea Remote Infrastructure via EasyTunnel VPN

How it works

1. Install a **TrustGate EasyTunnel VPN server** at your data centre.
2. Install **SiteManagers** as EasyTunnel Clients at the remote site.
3. SiteManagers connect to the central TrustGate, which accepts the SiteManagers based on their serial numbers.
4. Connect your local remote access server to the TrustGate and get simultaneous access to all remote networks via VPN.
5. Manage and monitor all VPN devices via the **GateManager M2M server**. Optionally create LinkManager accounts for access to devices independently of the VPNs.



How to get started

- Decide on the preferred SiteManager model (hardware or software)
- Decide on the preferred TrustGate model
- Order the **Secomea Starter Package** to try out a free hosted GateManager cloud account



SiteManager Hardware		SiteManager 1029/3229	SiteManager 1039/3239	SiteManager 1429/3429	SiteManager 1439/3439
Managed Ethernet device ports		1	1	4	4
Integrated 3G/GPRS-EDGE Uplink		No	Yes	No	Yes
4G/3G/GPRS-EDGE Uplink via USB		Yes	No	Yes	No
Support for Uplink2 WiFi USB Adapter		Yes	Yes	Yes	Yes
I/O ports (Input/Output)		2/2	2/2	2/2	2/2
Device access via Serial port		Yes	Yes	Yes	Yes
Device access via USB port		Yes	Yes	Yes	Yes
DIN mountable		Yes	Yes	Yes	Yes
Number of Device Agents (default/max)	Model 10xx/14xx: Model 32xx/34xx:	2/5 5/100	2/5 5/100	2/5 5/100	2/5 5/100
Use as data logging gateway		Yes	Yes	Yes	Yes
Use as SMS gateway (Serial and Ethernet)		No	Yes	No	Yes
Power feed		12-48 V/DC	12-48 V/DC	12-48 V/DC	12-48 V/DC

SiteManager Software	SiteManager Embedded BASIC	SiteManager Embedded EXTENDED
Supports 32 and 64 bit Windows	Yes	Yes
Device agents (default/max)	2/2	5/10
Access to programs on the PC	Yes	Yes
Access to devices in the network	No	Yes
Device access via Serial port	No	No
Device access via USB port	No	No

Starter Package
1 x SiteManager
1 x LinkManager Floating License
1 x LinkManager Mobile License
1 x Hosted GateManager BASIC Account

LinkManager Software	LinkManager	LinkManager Mobile
Supports 32 and 64 bit Windows	Yes	Yes
Supports iPhone, iPad and Android OS	No	Yes
"VPN like" access to equipment	Yes	No
Access to Web enabled devices	Yes	Yes
Access to Remote Desktop (VNC/RDP)	Yes	Yes
Access to USB and Serial devices	Yes	No

FREE GateManager M2M server hosting included in the Starter Package