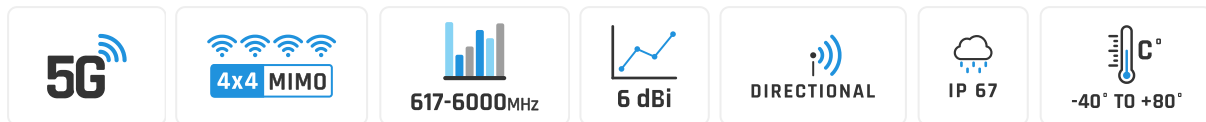


QuMax for Robustel R5010

INTEGRATED MULTI-BAND 5G/LTE DIRECTIONAL ANTENNA + PLACE TO INSTALL ROBUSTEL R5010 (ALL-IN-ONE)

QuMax antenna for Robustel R5010 router is a perfect outdoor device for improving the signal in rural/suburban and locations where the mobile signal is weak. It has embedded directional 5G/LTE antenna. If you use R5010 with QuMax antenna, you get an integrated complete solution with embedded router and multi band antennas in one enclosure.



OUTDOOR ANTENNA WORKS IN ANY WEATHER CONDITIONS, IP67



MOUNTING SYSTEM WITH TWO PLANES, 60 DEGREES REGULATION



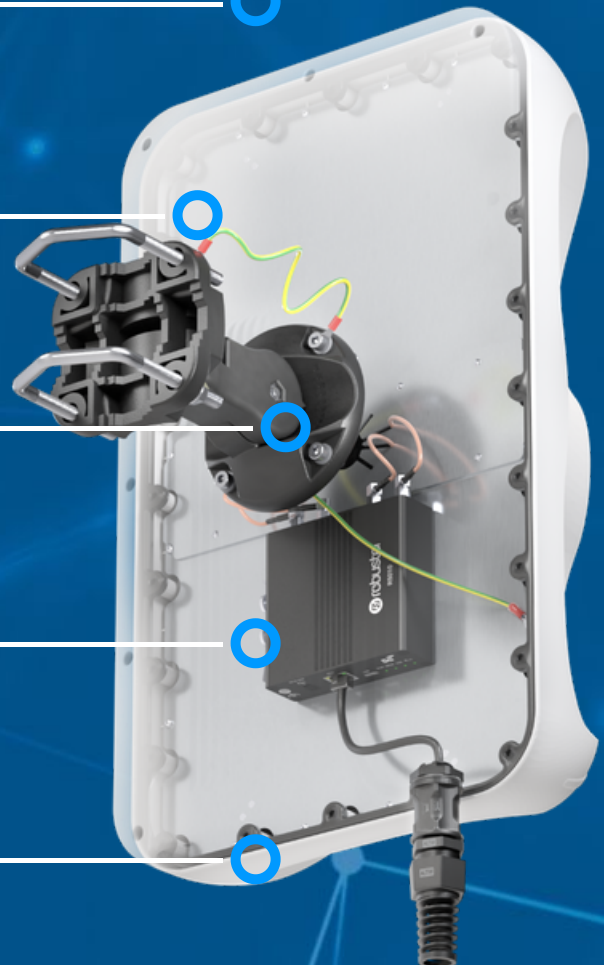
ANTENNA PERFECTLY MATCHED WITH THE ROBUSTEL R5010



ALL ANTENNAS AND ROBUSTEL GATEWAY INTEGRATED IN ONE ENCLOSURE



MADE IN EUROPE



5G/LTE ANTENNA SPECIFICATION


FREQUENCY	0.617 - 0.96 GHz 1.7 - 2.7 GHz 3.3 - 4.6 GHz 4.7 - 6.0 GHz
SUPPORTED LTE BANDS	1, 2, 3, 4, 5, 7, 8, 9, 10, 12, 13, 14, 17, 18, 19, 20, 22, 25, 26, 27, 28, 29, 30, 33, 34, 35, 36, 37, 38, 39, 40, 41, 42, 43, 44, 46, 47, 48, 49, 52, 53, 65, 66, 67, 68, 69, 71, 85, 103, 106
SUPPORTED 5G BANDS	n1, n2, n3, n5, n7, n8, n12, n13, n14, n18, n20, n25, n26, n28, n29, n30, n34, n38, n39, n40, n41, n46, n47, n48, n53, n65, n66, n67, n71, n77, n78, n80, n81, n82, n83, n84, n85, n86, n89, n90, n95, n97, n98, n100, n101, n256
GAIN	0.617 - 0.96 GHz: 6 dBi 1.7 - 2.7 GHz: 7 dBi 3.3 - 4.6 GHz: 7 dBi 4.7 - 6.0 GHz: 5.5 dBi
VSWR	<2.00, max <3.00
BEAMWIDTH	80°/80° ±15°
POLARIZATION	X (±45degrees)
IMPEDANCE	50 Ω

MECHANICAL SPECIFICATION

MATERIALS	ABS, aluminum, PTFE, Fiberglass
INGRESS PROTECTION	IP67
CONNECTOR TYPE	RJ45
DIMENSIONS	486.0 x 292.2 x 105.6 mm 19.13 x 11.50 x 4.16 inch
WEIGHT	2.8 kg 6.17 lbs
OPERATING TEMPERATURE	From -40°C to 80°C From -40°F to 176°F
MAST DIAMETER	25-60mm 0.98-2.36 inch

FREQUENCY BANDS

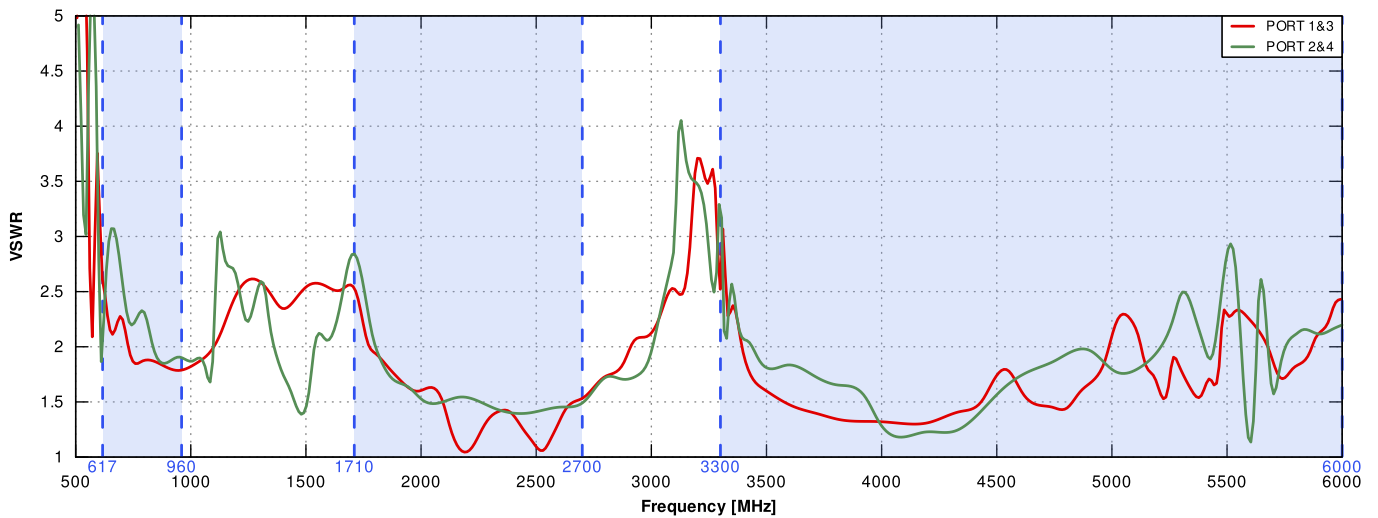
LTE / 4G	1	2	3	4	5	7	8	6000 MHz	
	9	10	12	13	14	17	18		
	19	20	22	25	26	27	28		
	29	30	33	34	35	36	37		
	38	39	40	41	42	43	44		
	45	47	48	49	52	53	65		
	66	67	68	69	71	85	103		
	106								
	617 MHz								



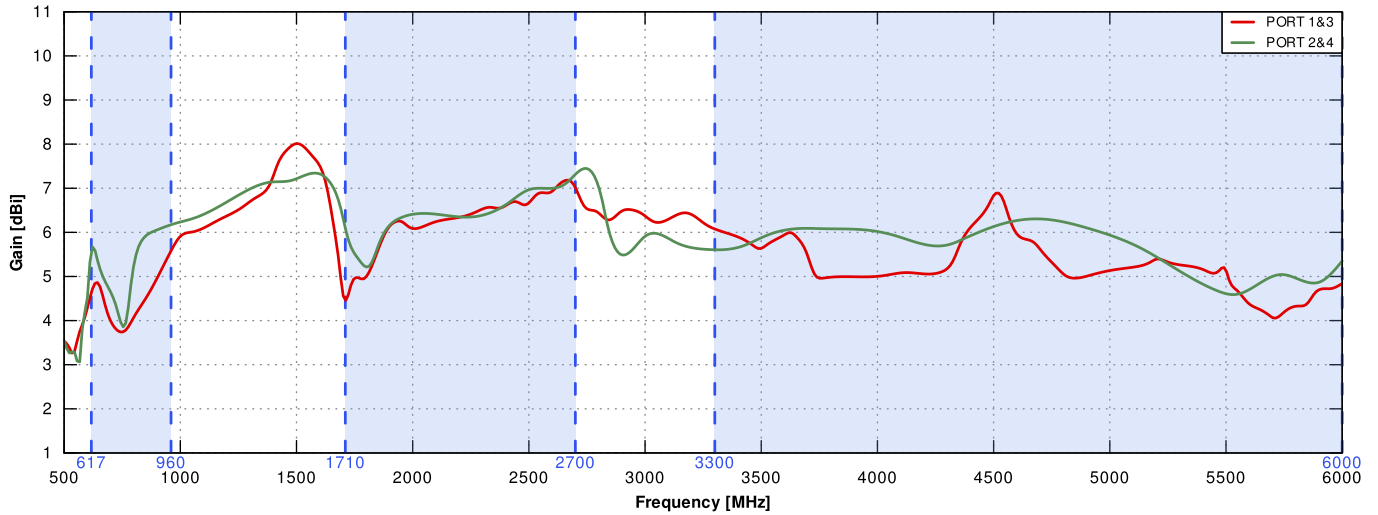
	n1	n2	n3	n5	n7	n8	n12	
	n13	n14	n18	n20	n25	n26	n28	
	n29	n30	n34	n38	n39	n40	n41	
617 MHz	n46	n47	n48	n53	n65	n66	n67	6000 MHz
	n71	n77	n78	n80	n81	n82	n83	
	n84	n85	n86	n89	n90	n95	n97	
	n98	n100	n101	n256				

PLOTS

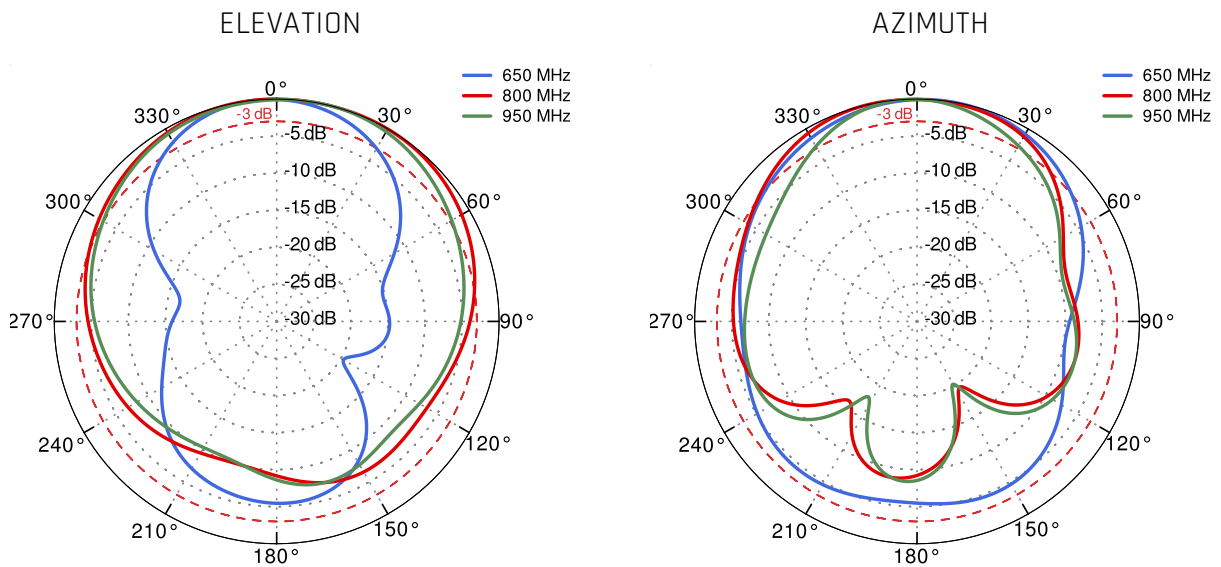
5G/LTE VSWR



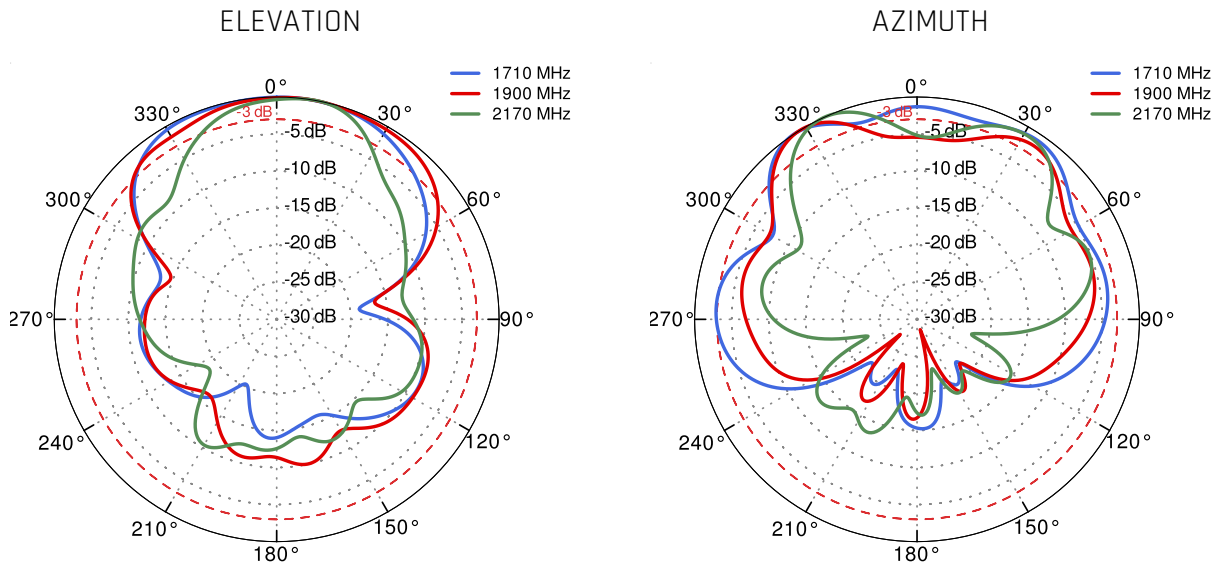
5G/LTE Gain



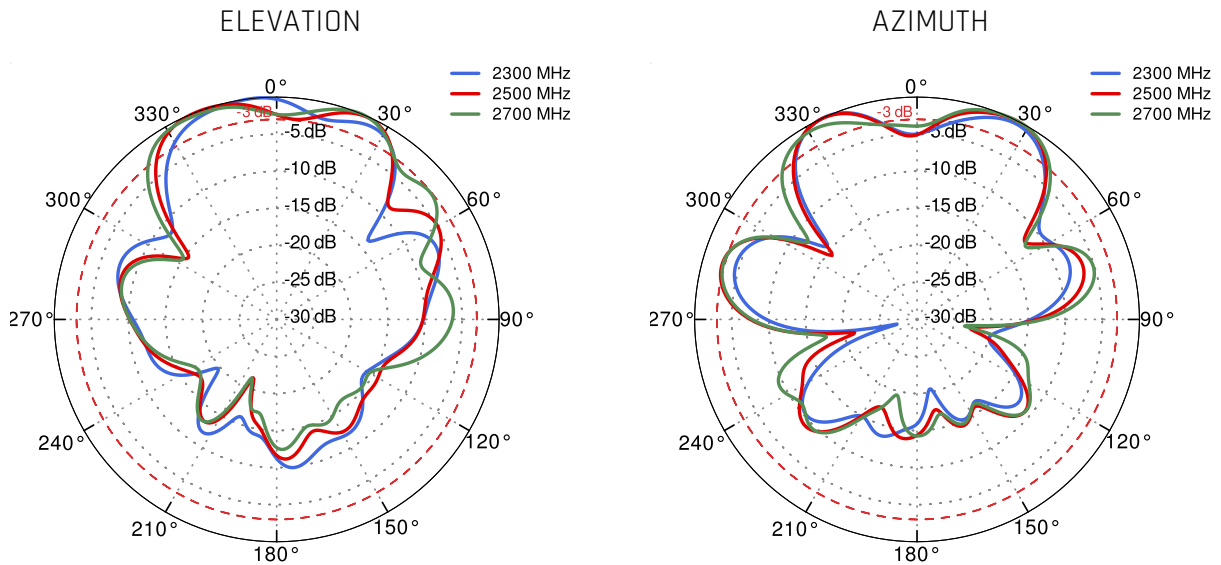
PORT 1&3 - 5G/LTE From 650MHz to 950MHz

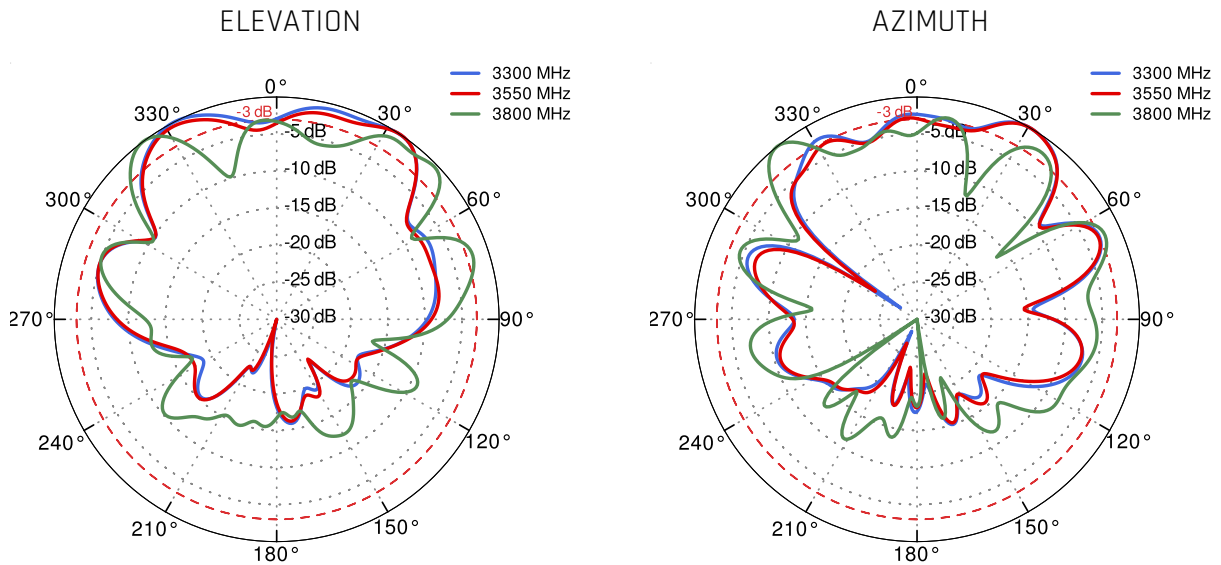
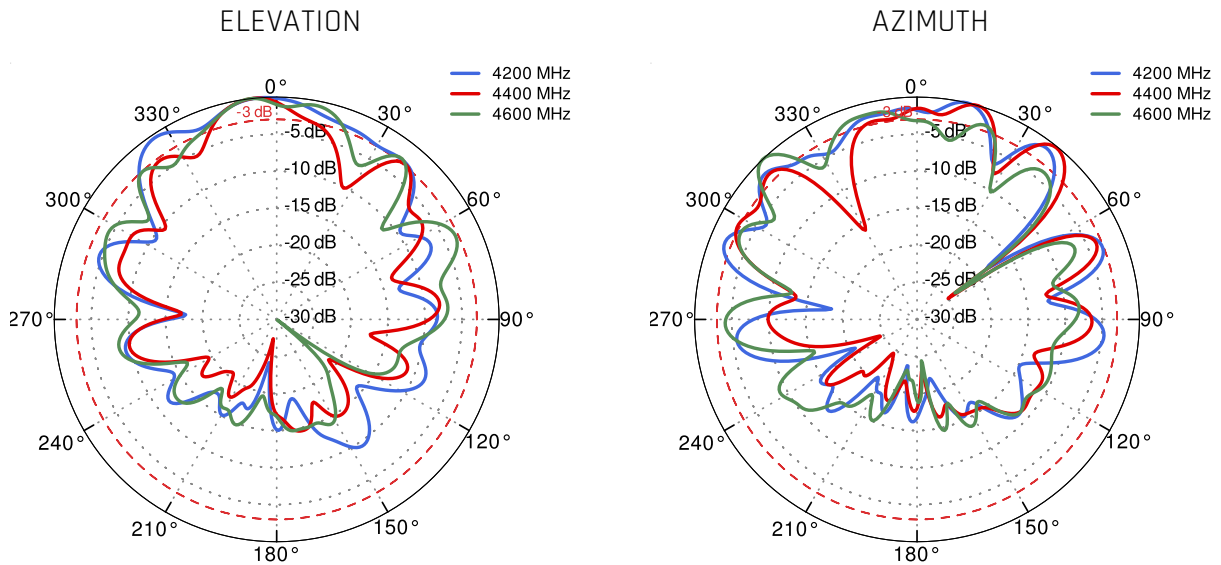


PORT 1&3 - 5G/LTE From 1.71GHz to 2.17GHz

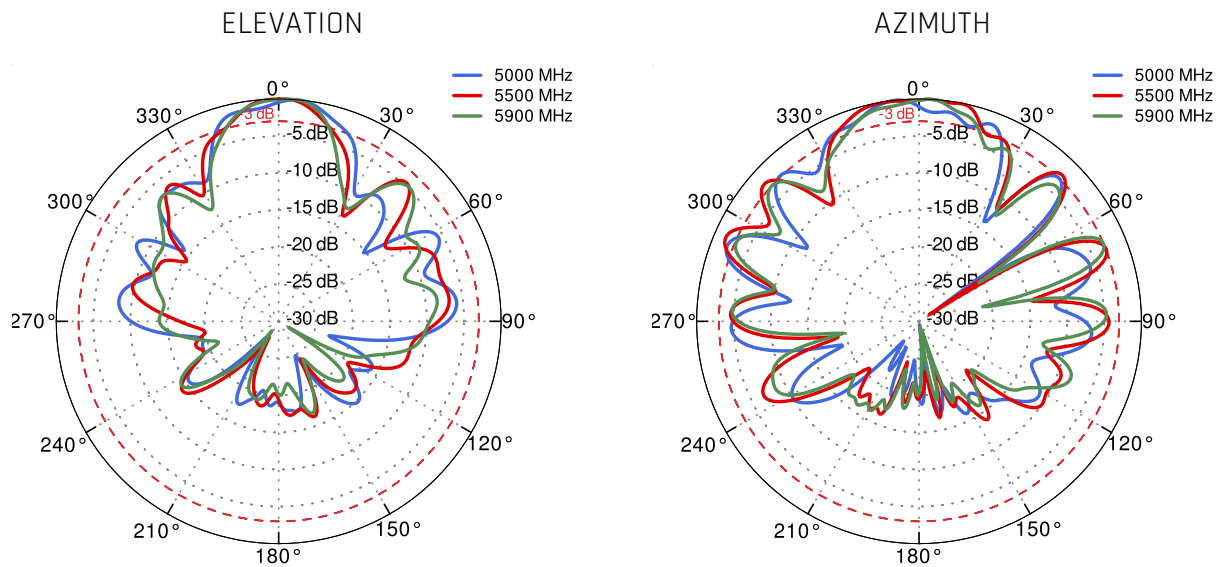


PORT 1&3 - 5G/LTE From 2.3GHz to 2.7GHz

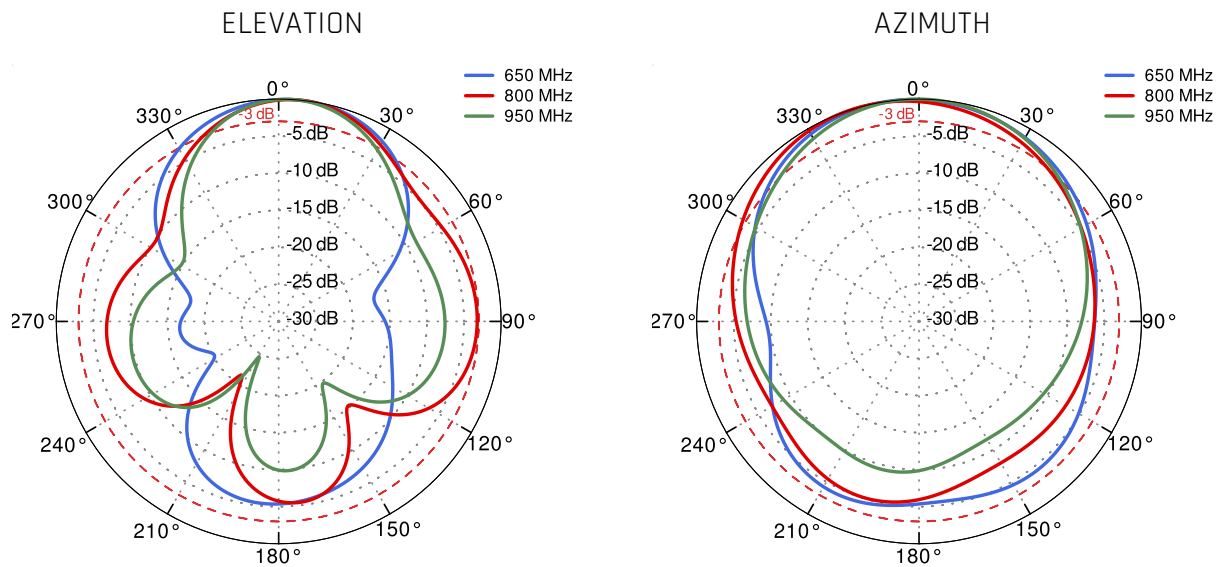


PORT 1&3 - 5G/LTE From 3.3GHz to 3.8GHz

PORT 1&3 - 5G/LTE From 4.2GHz to 4.6GHz


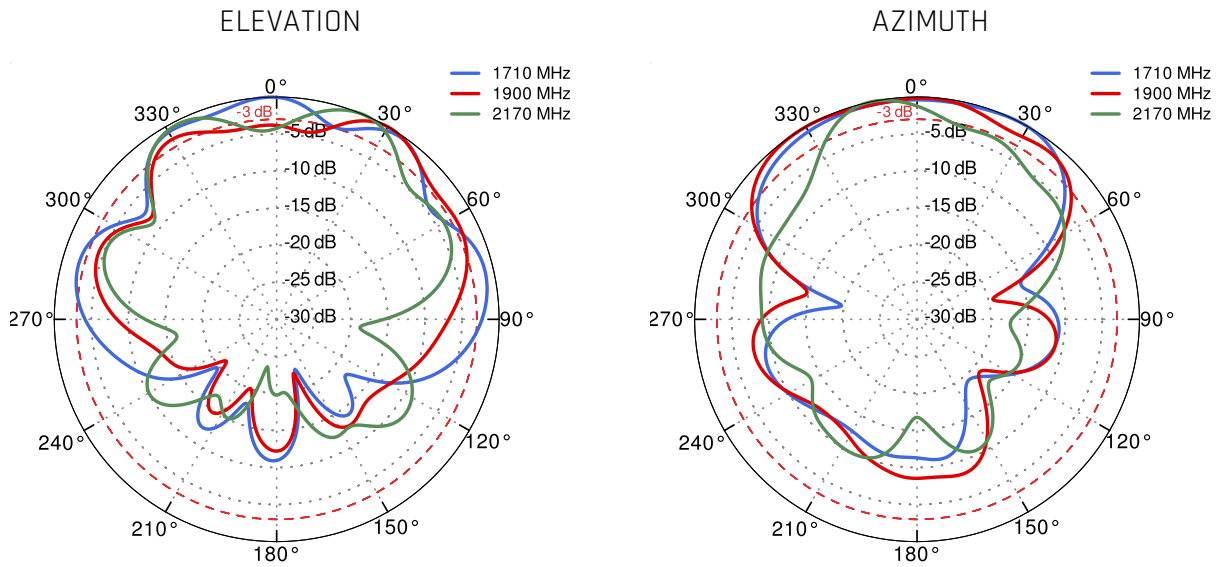
PORT 1&3 - 5G/LTE From 5.0GHz to 5.9GHz



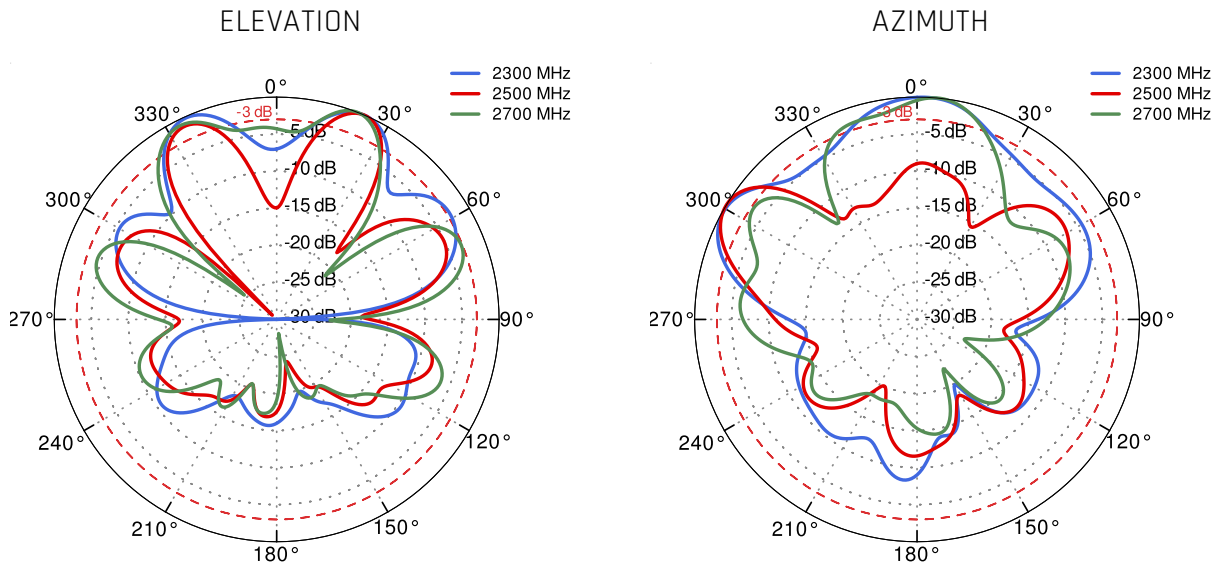
PORT 2&4 - 5G/LTE From 650MHz to 950MHz



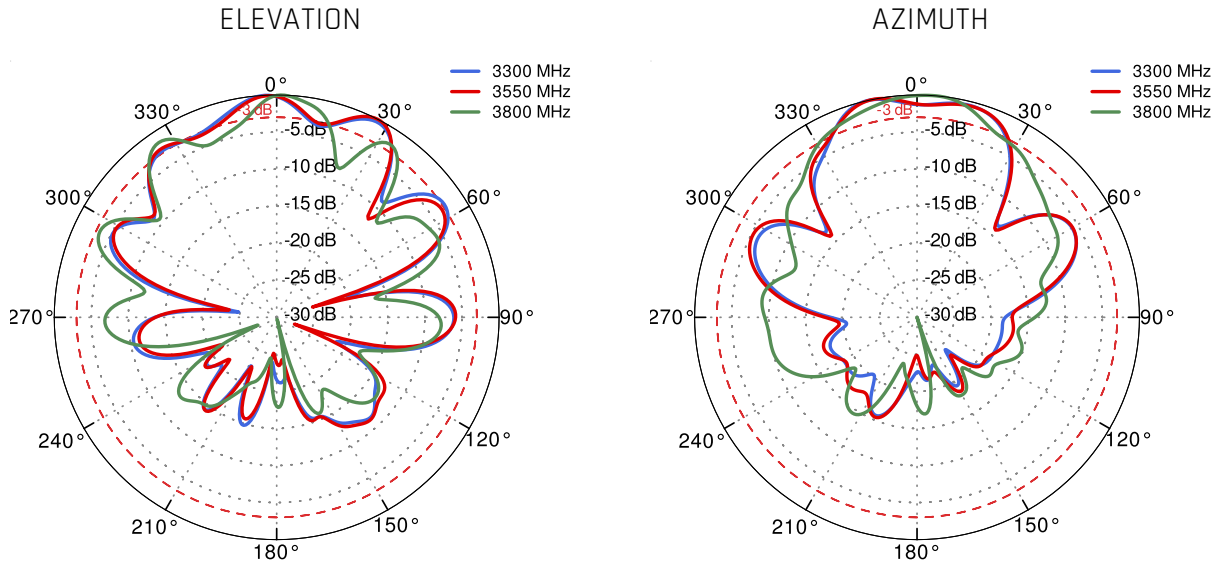
PORT 2&4 - 5G/LTE From 1.71GHz to 2.17GHz



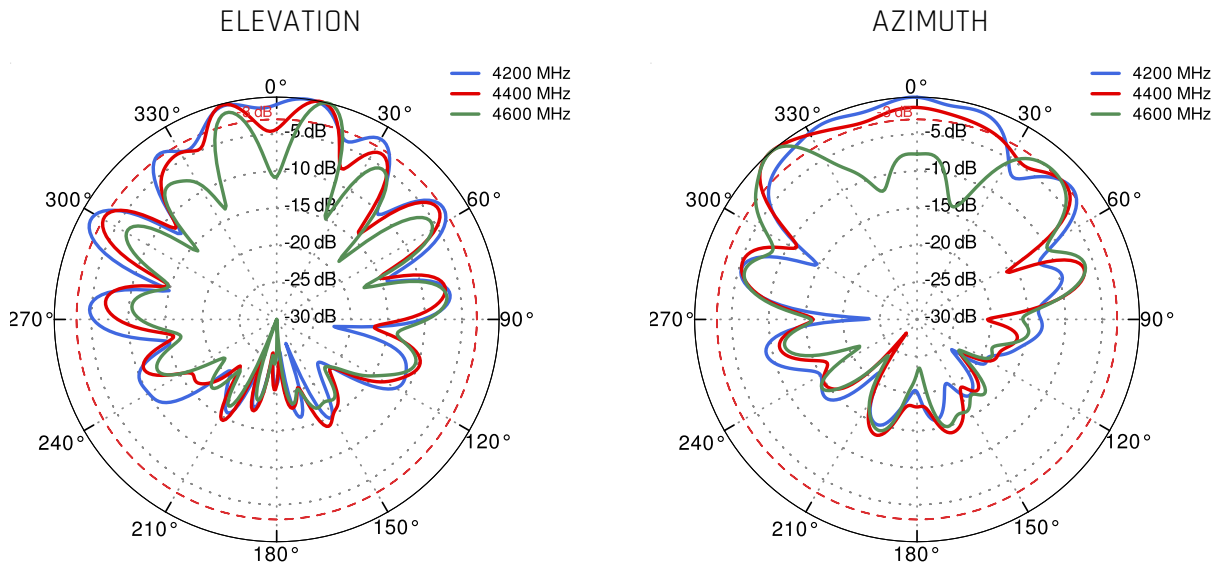
PORT 2&4 - 5G/LTE From 2.3GHz to 2.7GHz

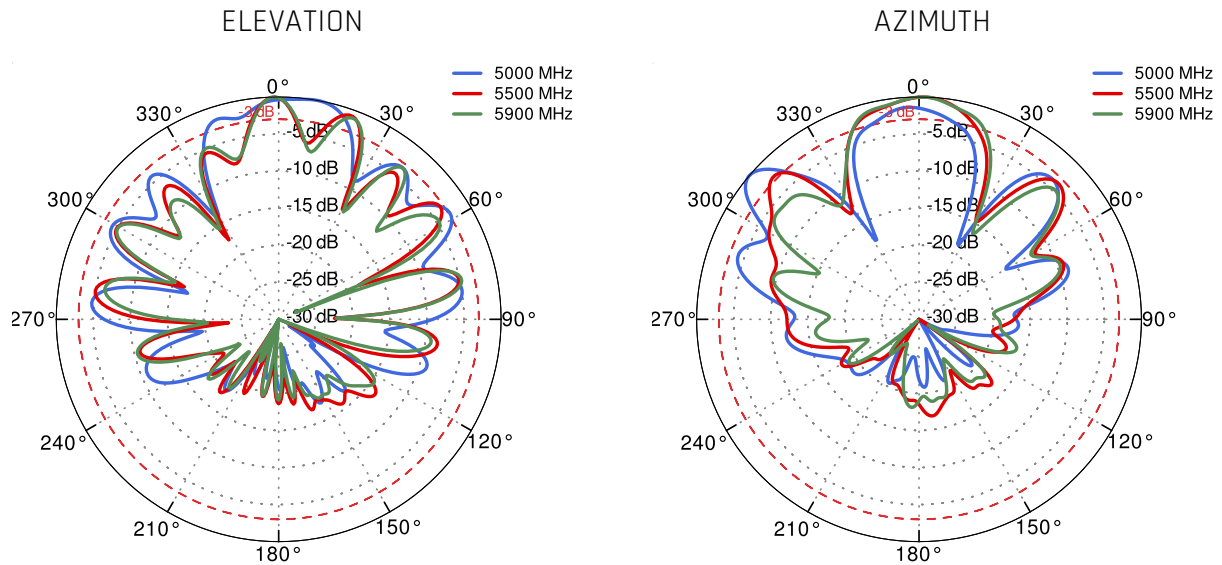


PORT 2&4 - 5G/LTE From 3.3GHz to 3.8GHz



PORT 2&4 - 5G/LTE From 4.2GHz to 4.6GHz



PORT 2&4 - 5G/LTE From 5.0GHz to 5.9GHz


DIMENSIONS
