

QuMax for Robustel R1520

INTEGRATED MULTI-BAND LTE DIRECTIONAL ANTENNA + WI-FI 6E ANTENNA + GPS ANTENNA + POE SPLITTER + PLACE TO INSTALL ROBUSTEL R1520 (ALL-IN-ONE)

QuMax antenna for Robustel R1520 router is a perfect outdoor device for improving the signal in rural/suburban and locations where the mobile signal is weak. It has embedded directional LTE, Wi-Fi 6E and GPS antenna. If you use R1520 with QuMax antenna, you get an integrated complete solution with embedded router and multi band antennas in one enclosure.

The set contains a [Passive PoE splitter](#), allowing you to split data and power from a single Ethernet cable and maintain gigabit transfer speeds while protecting the LAN port from damage caused by overvoltage, short circuit or improper connection.



OUTDOOR ANTENNA WORKS IN ANY WEATHER CONDITIONS, IP67



MOUNTING SYSTEM WITH TWO PLANES, 60 DEGREES REGULATION



ANTENNA PERFECTLY MATCHED WITH THE ROBUSTEL R1520



ALL ANTENNAS AND ROBUSTEL GATEWAY INTEGRATED IN ONE ENCLOSURE



MADE IN EUROPE



LTE ANTENNA SPECIFICATION

FREQUENCY	694 - 960 MHz 1.7 - 2.2 GHz 2.2 - 2.7 GHz
SUPPORTED LTE/5G BANDS	1, 2, 3, 4, 5, 7, 8, 9, 10, 12, 13, 14, 17, 18, 19, 20, 25, 26, 27, 28, 29, 30, 33, 34, 35, 36, 37, 38, 39, 40, 41, 44, 53, 65, 66, 67, 68, 69, 85, 103, n80, n81, n82, n83, n84, n85, n89, n90, n95, n97, n98, n100, n101, n256
GAIN	694 - 960 MHz : 4 dBi 1.7 - 2.2 GHz : 5 dBi 2.2 - 2.7 GHz : 6 dBi
VSWR	<1.70, max <2.00
BEAMWIDTH	70° /70° ±15°
POLARIZATION	Dual polarized X-Pol
IMPEDANCE	50 Ω
FRONT-TO-BACK	>10 dB

WI-FI ANTENNA SPECIFICATION

FREQUENCY	2.4 - 2.5 GHz 5.0 - 7.2 GHz
GAIN	2.4 - 2.5 GHz: 6dBi 5 GHz: 7.5dBi 7 GHz: 7.5dBi
VSWR	< 1.50, max < 2.00
BEAMWIDTH	360°/25°
POLARIZATION	Vertical
IMPEDANCE	50 Ω

MECHANICAL SPECIFICATION

MATERIALS	ABS, aluminum, PTFE, Fiberglass
INGRESS PROTECTION	IP67
CONNECTOR TYPE	RJ45
DIMENSIONS	272 x 276 x 96 mm 10.71 x 10.87 x 3.78 inch
WEIGHT	1.8 kg 3.97 lbs
OPERATING TEMPERATURE	From -40°C to 80°C From -40°F to 176°F
MAST DIAMETER	25-60mm 0.98-2.36 inch

FREQUENCY BANDS

LTE / 4G GSM

617 MHz	5	8	12	13	14	17	18	960 MHz
	19	20	26	27	28	29	44	
	67	68	85	103	n81	n82	n83	
	n89	n100						

LTE / 4G UMTS

1710 MHz	1	2	3	4	9	10	25	2170 MHz
	33	34	35	36	37	39	n80	
	n84	n86	n95	n98	n101			

LTE / 4G WCS DARS

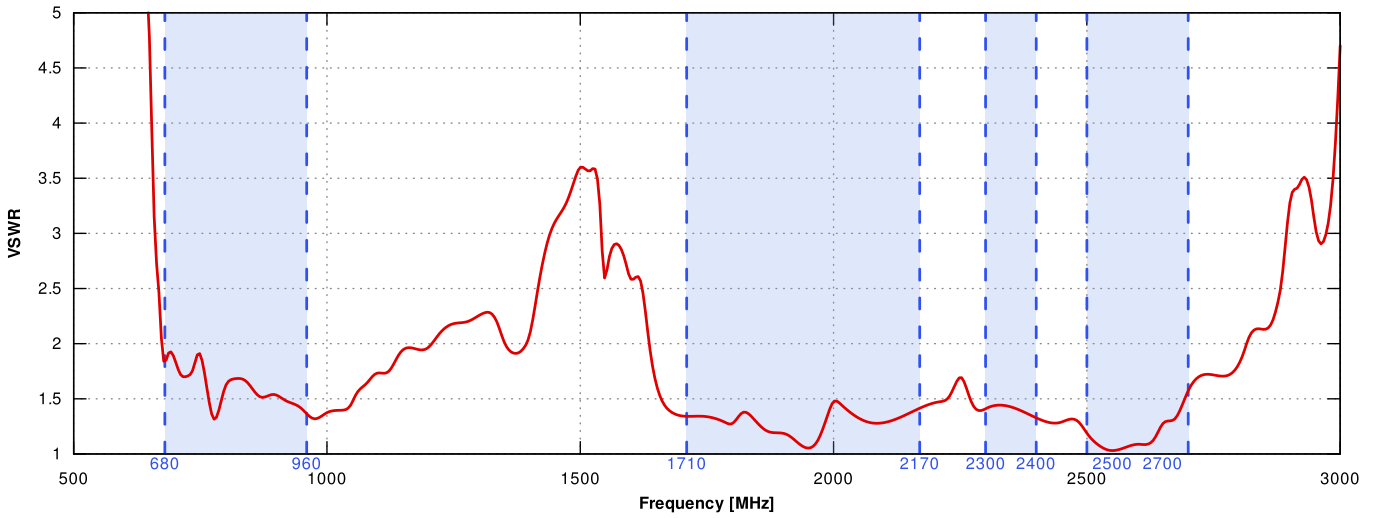
2300 MHz	30	40	n97					2400 MHz
-------------	----	----	-----	--	--	--	--	-------------

LTE / 4G

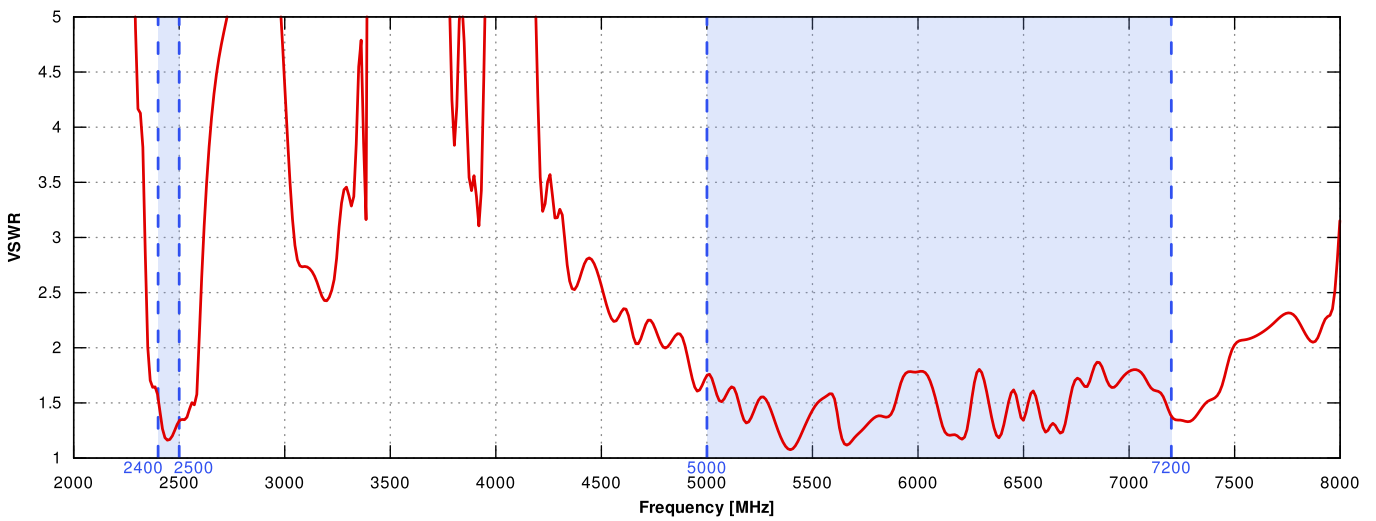
2400 MHz	7	38	41	53	69	n90		2700 MHz
-------------	---	----	----	----	----	-----	--	-------------

PLOTS

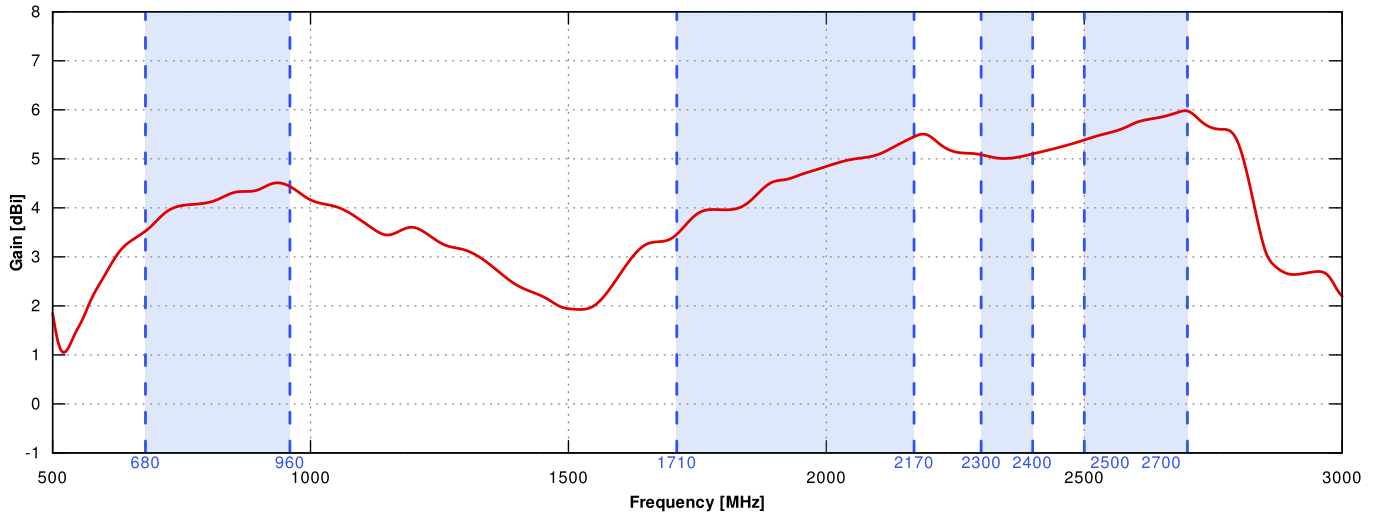
LTE VSWR



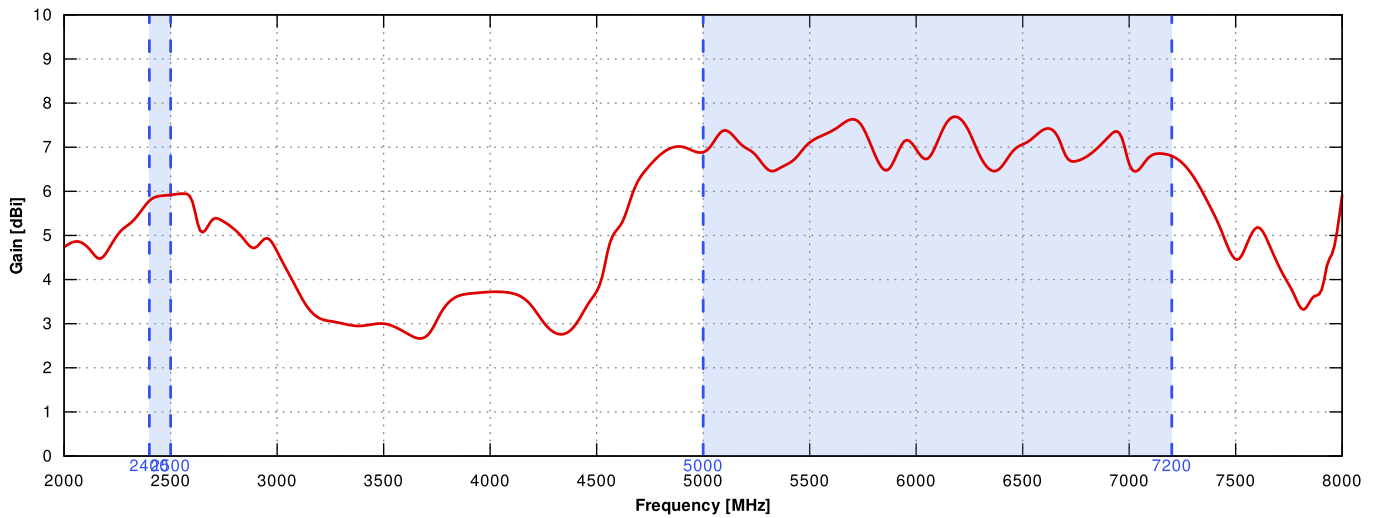
Wi-Fi VSWR



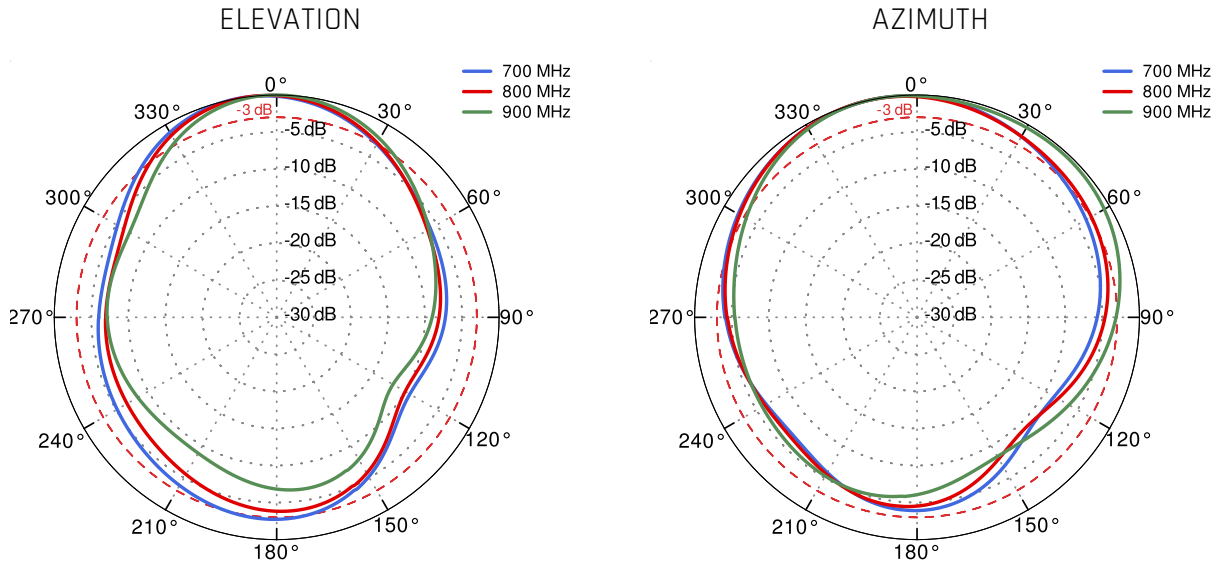
LTE Gain



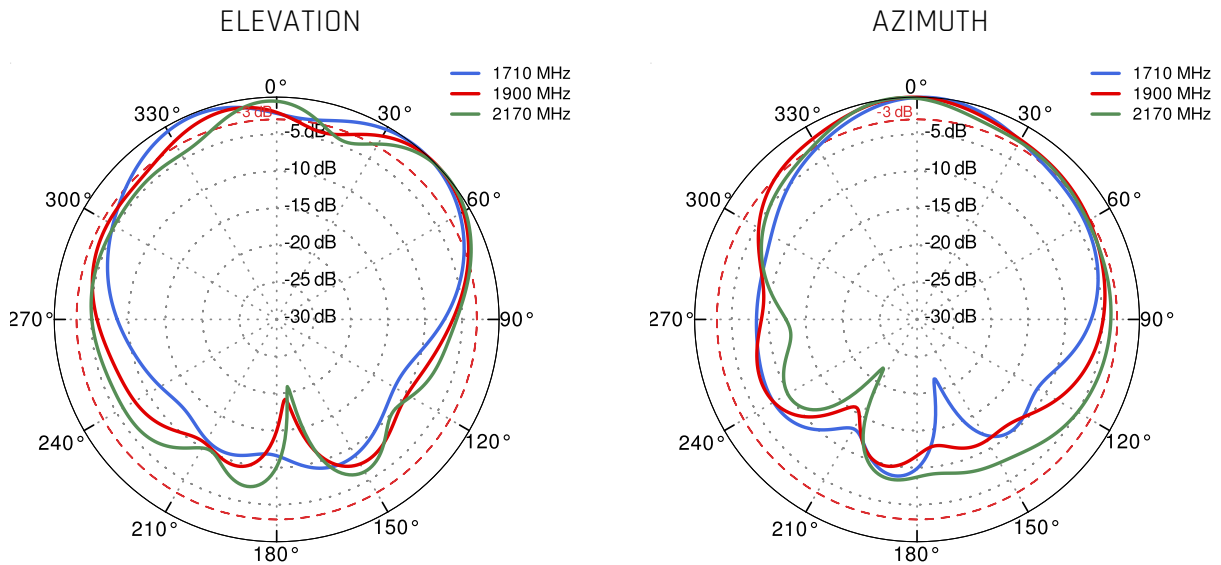
Wi-Fi Gain



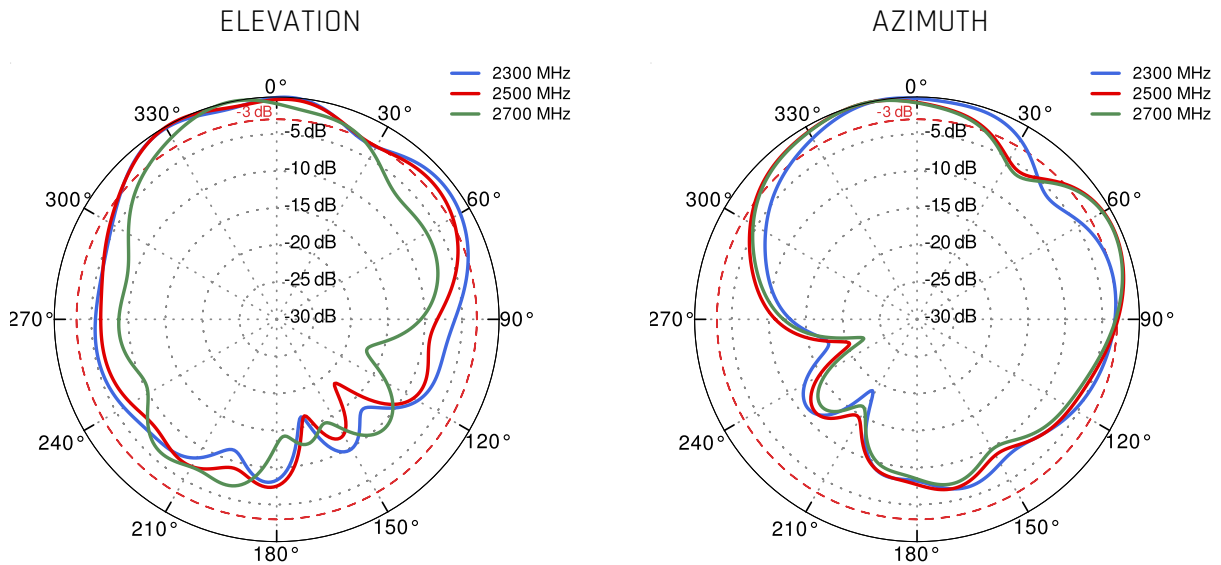
LTE From 700MHz to 900MHz



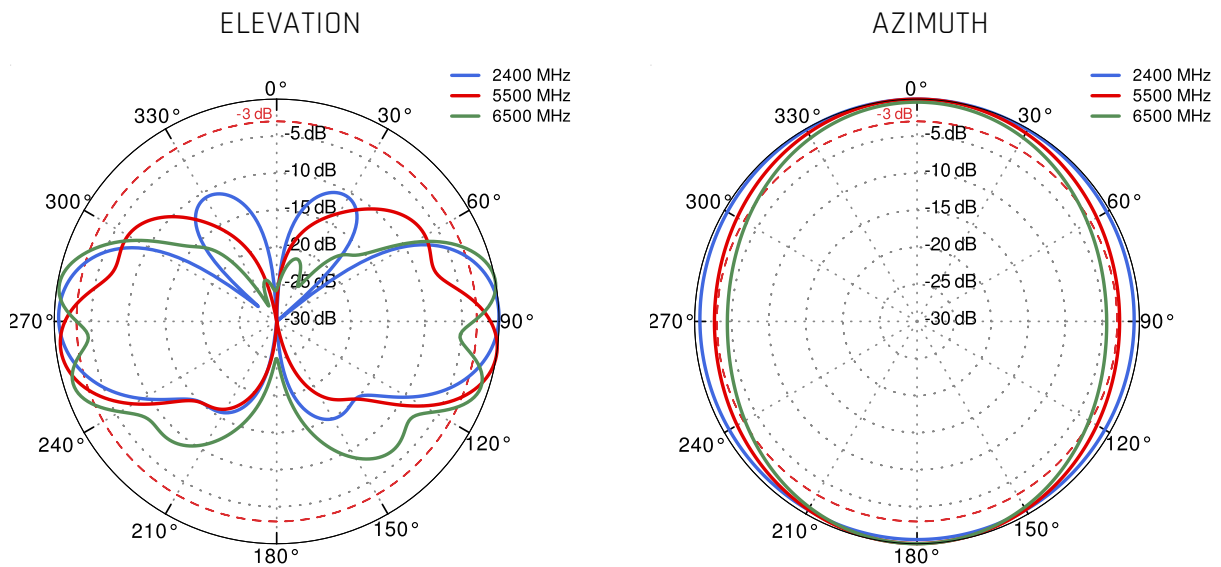
LTE From 1.71GHz to 2.17GHz



LTE From 2.3GHz to 2.7GHz



Wi-Fi From 2.4 GHz to 6.5 GHz



DIMENSIONS

