



SKY12-PO4

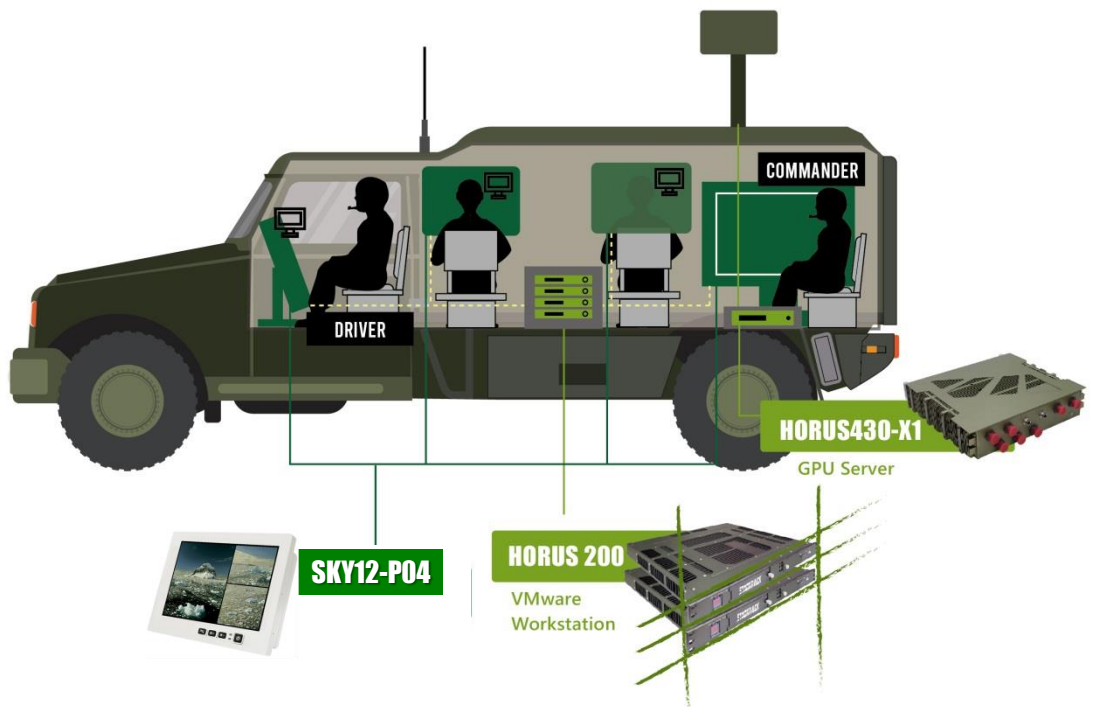
Rugged Military Display with 4 Function Keys



- Ultra Brightness Sunlight readable up to 1000 Nits
- Dimmable Backlight down to 1 % support Night Vision Mode
- Optical Bounding with Resistive Touch
- 12.1" XGA TFT-LCD
- 18V to 36V DC-IN , Optional 28VDC with MIL-461/1275 EMI Filter
- All-aluminum housing & Convection Cooling

Content

1. **Introduction & Key Features**
2. **Optional Features**
3. **MIL-STD-1275/461**
4. **Specification**
5. **Dimension**
6. **Ordering Information**



1. Introduction & Key Features

Introduction:

SKY12-P04 rugged smart panel displays which are featuring brightness up to 1000 nits and night vision image system (NVIS) under 1% nits, bonding of protective glass (GFG), touch screens. SKY12-P04 also provide optional feature such as EMI filtering / EMI mesh shielding, Anti-reflection/anti-glare (AR/AG) coatings, depend on customized requirement. 3 programmable function keys, the rugged panel displays also designed with IP-65 waterproof and dust proof all-aluminum housings, support extended operating temperature range from -10°C to 70°C and flexibly support

2. Description of Key Features

(1) Sunlight Readable up to 1300 Nits




SKY12-P04 ruggedized smart display can support sunlight-readable to meet high ambient light conditions such as direct sunlight, it also adopt our excellent optic bonding technical process, when bonded together the light passes through the bonded layers and is absorbed somewhat into the screen. Optical bonding is therefore important

(2) Night Vision Mode Support

When system at night mode, the operator can adjust brightness by hard key to turn it to darker, the display brightness down to under 1% nits or other customized night vision mode immediately, and the display gets ready at low brightness right away once its trigger and protect the usage of night vision devices



(3) MIL-DTL 38999



Amphenol®

MIL-DTL-38999 is a high-performance cylindrical connector family designed to

withstand the extreme shock, exposure and vibration that are commonplace in Defense and aerospace applications. Made with removable crimp or fixed hermetic solder contacts, these connectors provide high-vibration characteristics and are suitable for severe wind and moisture problem areas




(4) G.F.G. Resistive Touch Screen

GFG touch screens are operable with fingers, pens and gloves. The glass surfaces make the glass-film-glass sensor very durable and scratch resistant (7H).

(5) Soft Touch Buttons

SKY12-P04 equipped function keys, 3 OSD keys, (Brightness +, Brightness-, Blackout);1 for power button (On/Off)



(6) IP65 Certified

SKY12-P04 has complete resistance to dust and water; which is ruggedized and reliable for constrained military, ground army and defense.



(7) MIL-STD 810G Compliance

SKY12-P04 compliances of MIL-STD-810 for shocks, vibration etc; SKY12-P04 is rigorously field-tested to meet or exceed MIL-STD810G a for extremely high & low temp. humidity, shock, and vibration.

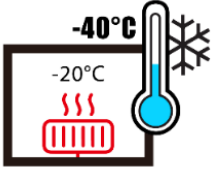


(8) MIL-461/ EMI Filter (optional)

SKY12-P04 is designed with MIL-STD-461 protecting against vehicle/aircrafts voltage surges, spikes and transients, and even electromagnetic interference. This characteristic is well suited for the strictest military requirement and delivers optimal performance in harsh conditions.

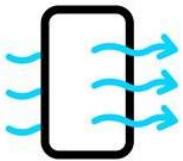
2. Optional Features

(1) Intelligent Heater



Due to consider boot up in extreme cold environment, **SKY12-P04** is designed /w intelligent heater to control temperature automatically.

(2) Waterproof Value



SKY12-P04 has completely waterproof to balance atmospheric pressure to meet different altitude environment

(3) EMI Shielding Cable Kits

Electromagnetic Interference (EMI) is prevalent throughout the anywhere. The main purpose of effective EMC Shielding is to prevent electromagnetic interference (EMI) or radio frequency interference (RFI) from impacting sensitive electronics. This is achieved by using a metallic screen to absorb the electromagnetic interference that is being transmitted through the air. The shield effect is based on a principle used in a Faraday cage – the metallic screen completely surrounds either the sensitive electronics or the transmitting electronics. The screen absorbs the transmitted signals, and causes a current within the body of the screen. This current is absorbed by a ground connection, or a virtual ground plane. By absorbing these transmitted signals before they reach the sensitive circuitry, the protected signal is kept clean of electromagnetic interference, maximizing shielding effectiveness.



Figure : EMI Shielding Cable Kit

4. Specifications

15" TFT LCD Display & Resistor Touch screen

Resolution	1024x768 XGA	Brightness	1000 Nits
Aspect Ratio	4:3	Contrast Ratio	900
Touch Panel	Glass-Film-Glass 5-Wire resistor touch panel (Optional)		

System SPEC

Dual Mode	Day Mode: Ultra-Brightness 1000 nits; Night Mode: NVIS (Dimmable under 1% Nits)		
Function key	4 Soft Touch Buttons, including: 3 for OSD (Brightness +, Brightness-, Blackout); 1 for power button (On/Off)		
DC-IN	18V ~ 36 V, 28Vdc		

Connectors

DC-IN	Amphenol TV07RW-11-54P		
IO Ports	[X1] DVI	1 x MIL-38999 (Amphenol TV07RW-13-35S)	
	[X2] 2 x USB	1 x MIL-38999 (Amphenol TV07RW-13-98S)	

Applications

Applications	Marine, Naval, Ground and Airborne environment.		
---------------------	---	--	--

Physical

Dimension	310 x 280 x 90 mm (W x D x H)		
Weight	12.35kg(27.23lbs)	Finish	Anodic aluminum oxide
Chassis	Aluminum Alloy, Corrosion Resistant.	Ingress Protection	IP65 Dust /water Proof

MIL Compliance

MIL-STD-810G (Operation Test)

Low Temp.	Method 502.5 Procedure 2	Exposure(24h x 3 cycle) at -10°C min.
High Temp.	Method 501.5 Procedure 2	60°C for 2 hrs after temperature stabilization.
Humidity	Method 507.5 Procedure 2	RH -95%. Test cycles: ten 24-hrs , functional test after 5th and 10th cycles
Vibration	Method 514.6 Category 20	10 - 500Hz 1.04Grms Test duration: 1 hr x 3 axis (total 3 hrs)
Shock	Method 516.6 Procedure 1	20G, 11mSec, 3 per axis

MIL-STD-810G (Non-Operating Tests)

Low Temp.	Method 502.5	Exposure(24h x 7 cycle) at -20°C min.
High Temp.	Method 501.5 Procedure 1	71°C for 2 hrs after temperature stabilization.
Vibration	Method 514.6 Category 24	200 - 2000Hz Test duration: 1hr per axis; 7.7Grms
Shock	Method 516.6 Procedure 1	20G, 11mSec, 3 per axis

MIL-STD-461E

CE102	Basic curve, 10kHz - 30 MHz
RE102-4, (1.5 MHz)	(1.5 MHz) -30 MHz - 5 GHz

RS103

1.5 MHz - 5 GHz, 50 V/m equal for all frequencies EN 61000-4-2: Air discharge: 8 kV,

Environmental Qualifications

Regulatory CE ,FCC Compliance

Operation Temp. -10~+70 °C (Optional: -40~+70°C, with smart heater solution)

Storage Temp. -40~+85 °C

Green Product RoHS, WEEE compliance

Ordering Information

SKY12 –P04

12.1" Rugged Smart Display with MIL-DTL-38999 connectors, three programmable function keys, Night Vision supported

Dimension

