





















HS-AS Studs

Quick Fit threads



For use with accelerometers with quick-fit threads.

Mounting Studs provide a secure, permanent or semi-permanent point of connection

Part No.	Connection Point 1	Connection Point 2			
HS-AS001	Quick Fit Male	Glue Face			
HS-AS002	Quick Fit Male	M8 Male			
HS-AS003	Quick Fit Male	M6 Male			
HS-AS004	Quick Fit Male	1/4"-28 UNF Male			
HS-AS007	Quick Fit Male	M10 Male			
HS-AS010	Quick Fit Male	M8 x 1.25 Female			
HS-AS011	Quick Fit Male	M6 x 1 Female			
HS-AS012	Quick Fit Male	1/4"-28 UNF Female			
HS-AS013	Quick Fit Male (9/16" UNC)	Glue Face			
HS-AS018	Quick Fit Male (1/2" UNC)	Glue Face			

HS-AS Studs

Quick Fit threads

Part No. Connection Point 1 Connection Point 2

HS-AS033 Quick Fit Male M8 x 1 Male



HS-AS034 Quick Fit Male (1/2" UNC) M6 x 1 Male




HS-AS037 Quick Fit Male (1/2" UNC) M8 x 1.25 Male



HS-AS041 Quick Fit Male 3/8" BSP



HS-AS049 Quick Fit Male 1/8" BSP



HS-AS064 Quick Fit Male M5 Male



HS-AS065 Quick Fit Male Glue face and M6 x 1 Female



HS-AS072 Quick Fit Male M8 x 8mm Male



HS-AS078 Quick Fit Male Glue Face in 316L Stainless Steel



HS-AS108 Quick Fit Male M12 Male




HS-AS120 Quick Fit Male 1/4"NPT Male


















HS-AS Studs

glue face



Glue face studs are designed to provide a stronger glue surface to connect an accelerometer via.

Mounting Studs provide a secure, permanent or semi-permanent point of connection

Part No.	Connection Point 1	Connection Point 2	
HS-AS014	1/4"-28 UNF Male	Glue Face x Ø19mm	
HS-AS019-15	Magnet	Glue Face x Ø15mm	
HS-AS019-18	Magnet	Glue Face x Ø18mm	
HS-AS019-24	Magnet	Glue Face x Ø24mm	
HS-AS019-30	Magnet	Glue Face x Ø30mm	
HS-AS019-38	Magnet	Glue Face x Ø38mm	
HS-AS027-M6	M6 Female	Glue Face x 20mm AF	
HS-AS027-M8	M8 Female	Glue Face x 20mm AF	
HS-AS027-M8x1	M8 x 1 Female	Glue Face x 20mm AF	
HS-AS029	10-32 UNF Male	Glue Face x Ø19mm	
HS-AS036	M8 Male	Glue Face x 20.6mm AF	
HS-AS059-1/4	1/4"-28 UNF Female	Glue Face x Ø19mm	
HS-AS059-M6	M6 Female	Glue Face x Ø19mm	
HS-AS059-M8	M8 x 1.25 Female	Glue Face x Ø19mm	
HS-AS087	Magnet - Ø5mm Centre Hole	Glue Face x Ø19mm	

HS-AS Studs

adapters



Adapters to connect accelerometers to machine faces.

Mounting Studs provide a secure, permanent or semi-permanent point of connection

Part No.	Connection Point 1	Connection Point 2
HS-AS006	Quick Fit Female	1/4"-28 UNF Male
HS-AS009	M6 Female	M8 Male
HS-AS026	10-32 UNF Male	M6 Male
HS-AS028	Quick Fit Female 1/2" UNC	1/4"-28 UNF Male
HS-AS030	M8 x 1.25 Female	1/8"BSPT Male
HS-AS032	Quick Fit Female	M8 Male
HS-AS039	Quick Fit Female 1/2" UNC	10-32 UNF Male
HS-AS045	Quick Fit Female	M5 Female
HS-AS088	Quick Fit Female 9/16" UNC	M5 Female
HS-AS092	3/8" UNF Female	3/8" NPT Male
HS-AS103	1/4"-28 UNF Female	1/4" NPT Male
HS-AS107-M6	M6 Female	M6 Male
HS-AS111	M8 Female	M8 Female
HS-AS119	1/4"-28 UNF Female	1/4"-28UNF Male
HS-AS121	1/4"-28 UNF Female	3/8"-16 UNC Male







HS-AS Studs

conical mounts



For use with motor with existing conical mount.

Mounting Studs provide a secure, permanent or semi-permanent point of connection

Part No.	Connection Point 1	Connection Point 2	
HS-AS031-1/4-M8	1/4"-28 UNF Female	M8 Male	
HS-AS031-M6-M6	M6 Female	M6 Male	
HS-AS031-M6-M8	M6 Female	M8 Male	
HS-AS031-M8-M8	M8 Female	M8 Male	

HS-AS Studs

mounting/grub screws



Screw studs for use to adapt a female thread into a male thread.

Mounting Studs provide a secure, permanent or semi-permanent point of connection

Part No.	Connection Point 1	Connection Point 2			
HS-AS008	1/4"-28 UNF Male	M8 Male			
HS-AS020	10-32 UNF 3/8" Male	10-32 UNF 3/8" Male			
HS-AS021	1/4"-28 UNF Male	M10 Male			
HS-AS022	1/4"-28 UNF 1/2" Male	1/4"-28 UNF 1/2" Male			
HS-AS023	1/4"-28 UNF Male	M8 Male			
HS-AS024	1/4"-28 UNF Male	M6 Male			
HS-AS025	1/4"-28 UNF Male	3/8"-24 UNF Male			
HS-AS043	1/4"-28 UNF Male	10-32 UNF Male			
HS-AS053	1/4"-28 UNF Male	M6 Male			
HS-AS066	1/4"-28 UNF Male	M6 Male			
HS-AS067	1/4"-28 UNF Male	M8 Male			
HS-AS068	1/4"-28 UNF Male	M10 Male			

HS-AS Studs

mounting/grub screws

Part No. Connection Point 1 Connection Point 2

HS-AS069 1/4"-28 UNF Male 1/4"-28 UNF Male



HS-AS076 1/2"-28 UNF Male M6 Male



HS-AS081 1/4"-28 UNF Male M12 Male



HS-AS083 1/4"-28 UNF Male M10 Male



HS-AS084 1/4"-28 UNF Male M5 Male



HS-AS086 1/4"-28 UNF Male M8 x 1 Male



HS-AS090 1/4"-28 UNF Male M10 x 1.25 Male



HS-AS101 1/4"-28 UNF Male 1/2"-28 UNF Male



HS-AS102 1/4"-28 UNF Male 1/2"-28 UNF Male



HS-AS104 1/4"-28 UNF Male M6 Male



HS-AS110 1/4"-28 UNF Male M10 x 1.25 Male



HS-AS112 1/4"-28 UNF Male M12 x 1.5 Male



HS-AS115 1/4"-28 UNF Male 1/2" - 13 TPI UNC x 1" Male



HS-AS122 1/4"-28 UNF Male M10 x 1 Male



HS-AS Studs

isolation




Provides a barrier to cut down on electrical interference.

Mounting Studs provide a secure, permanent or semi-permanent point of connection

Part No.	Connection Point 1	Connection Point 2	
HS-AS046-1	M6 x 1 Female	M6 x 1 Male	
HS-AS046-2	1/4"-28 UNF Female	1/4"-28 UNF Male	
HS-AS046-3	M8 x 1.25 Female	M8 x 1.25 Male	
HS-AS051-1/4	1/4"-28 UNF Male	1/4" - 28UNF Female Nylatron	
HS-AS051-M6	M6 x 1 Male	M6 x 1 Female Nylatron	
HS-AS051-M8	M8 x 1.25 Male	M8 x 1.25 Female Nylatron	
HS-AS051-M8X1.25	M8 x 1.00 Male	M8 x 1.25 Female Nylatron	
HS-AS051-M10	M10 x 1.5 Male	M10 x 1.5 Female Nylatron	
HS-AS051-M10X1.25	M10 x 1.25 x 10mm Male	M10 x 1.25 Female Nylatron	

HS-AS Studs

fin mounts



For use in the fins of an electric motor.

Mounting Studs provide a secure, permanent or semi-permanent point of connection

Part No.	Connection Point 1	Connection Point 2	
HS-AS040-40	1/4"-28 UNF Female	40 mm x 7 mm	
HS-AS040-50	1/4"-28 UNF Female	50 mm x 7 mm	
HS-AS105-1	1/4"-28 UNF Female	30 mm x 13 mm	
HS-AS105-2	1/4"-28 UNF Female	50 mm x 13 mm	
HS-AS105-3	1/4"-28 UNF Female	45 mm x 5 mm	
HS-AS105-4	1/4"-28 UNF Female	25 mm x 5 mm	






HS-AS Studs

side entry accelerometer bolts



For use with side entry accelerometers to provide a male thread.

Mounting Studs provide a secure, permanent or semi-permanent point of connection

Part No.	Connection Point 1	Connection Point 2	
HS-AS042-M6	Socket Cap	M6 Male	
HS-AS042-M8	Socket Cap	M8 Male	
HS-AS098	Socket Cap	M6 Male	
HS-AS109	Socket Cap	1/4"-28 UNF Male	
HS-AS114	Hexagonal Head	M6 Male	
HS-AS129	Hexagonal Head	1/4"-28 UNF Male	