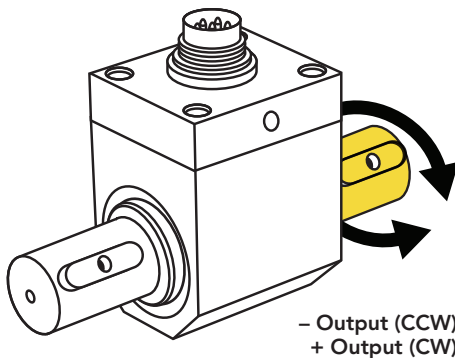




FEATURES

- Configures with external mating electronics
- Slip ring-based torque sensor
- Compact size
- Designed for lower duty cycles
- Can operate up to 3000 RPM

 Active end



SPECIFICATIONS

PERFORMANCE

Nonlinearity	±0.2% of RO
Hysteresis	±0.1% of RO
Nonrepeatability	±0.2% of RO
Rotational Speed	3000 Max

ELECTRICAL

Rated Output (RO)	2 mV/V nom
Excitation (VDC or VAC)	5 to 11
Bridge Resistance	350 Ohm nom
Connection	6 pin Binder Series #581 (09-0323-99-06)

MECHANICAL

Safe Overload	150% of RO
Material	Aluminum 6061 (Housing) Steel Alloy (Shaft)
IP Rating	IP40

TEMPERATURE

Operating Temperature	14 to 194°F (-10 to 90°C)
Compensated Temperature	41 to 122°F (5 to 50°C)
Temperature Shift Zero	±0.01% of RO/°F (±0.02% of RO/°C)
Temperature Shift Span	±0.01% of RO/°F (±0.02% of RO/°C)

CALIBRATION

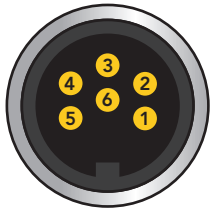
Calibration Test Excitation	10 VDC
Calibration (standard)	Certificate of Conformance
Calibration (available)	5-pt CW & CCW
Shunt Calibration Value	With sensor fully connected jump pins 1 & 6 to generate 2 mV/V nom output

CONFORMITY

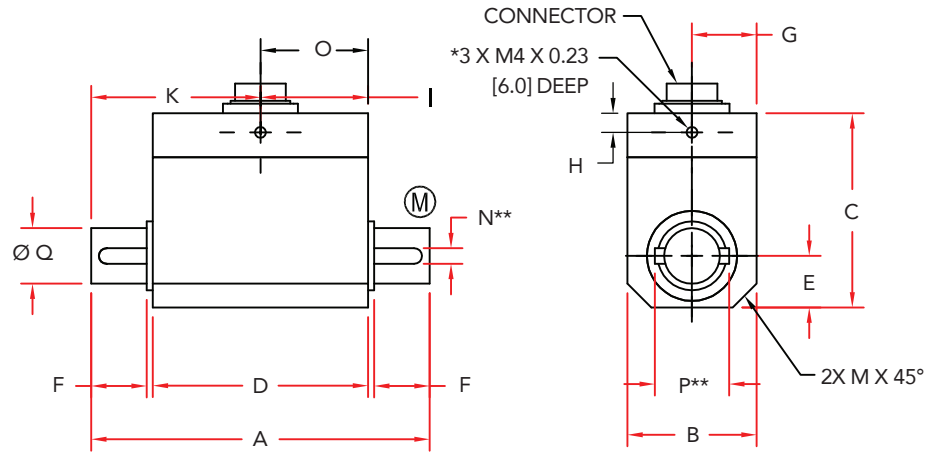
RoHS	2014/30/EU
CE	Declaration of Conformity

CONNECTOR CODES

PIN	COLOR	DESCRIPTION
1	Black	- Excitation
2	Red	+ Excitation
3	Floating	Shield
4	Green	+ Signal
5	White	- Signal
6	Orange	Shunt Cal



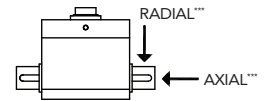
DIMENSIONS inches [mm]



(M) = MEASURING SIDE

* ANTI-ROTATION HOLES. NOT TO BE USED TO SUPPORT LOAD.

**FEATHER KEYWAYS PER DIN 6885, KEYWAYS COME PRE-INSTALLED



CAPACITIES

ITEM #	Nm [in-lb]	Ø Q	A	B	C	D	E	F	G	H	I	K	M	N**	P**	O	*** Max Axial Force lb [N]	*** Max Radial Force lb [N]	Torsional Stiffness Nm/rad
FSH01987	10 [89]	0.748 [19] g6	4.25 [108]	1.49 [38]	2.28 [58]	1.73 [44]	0.74 [19]	1.18 [30]	0.74 [19]	0.23 [6]	0.86 [22]	2.08 [53]	0.40 [10]	0.236 [6]	0.945 [24]	0.87 [22]	34 [150]	4.5 [20]	955
FSH01988	20 [177]																124 [550]	6.8 [30]	2150
FSH01989	50 [443]																225 [1000]	11 [50]	5450
FSH01990	100 [885]	1.496 [38] g6	7.16 [182]	2.87 [73]	3.54 [90]	2.24 [57]	1.43 [36.5]	2.36 [60]	1.43 [36.5]	0.19 [5]	1.12 [28.5]	3.56 [90.5]	0.71 [18]	0.394 [10]	1.732 [44]	1.14 [29]	405 [1800]	56 [250]	9800
FSH01991	200 [1770]																900 [4000]	67 [300]	36000
FSH01992	500 [4425]																1350 [6000]	90 [400]	80500
FSH01993	1000 [8851]																1350 [6000]	90 [400]	125500

Drawing Number: F11405-B

FUTEK reserves the right to modify its design and specifications without notice.

Please visit <http://www.futek.com/salesterms> for complete terms and conditions.

10 Thomas, Irvine, CA 92618 USA

Tel: (949) 465-0900

Fax: (949) 465-0905

www.futek.com



RoHS



U.S. Manufacturer