




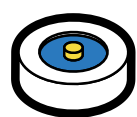
FEATURES

- Ultra low deflection
- Robust strain relief
- 17-4 PH stainless-steel construction
- For use in compression
- Utilizes metal foil strain gauge technology

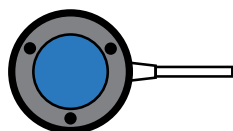
 Non-loading surface, do not contact

 Active End


 Fixed End



Top view



Bottom view



+ Output (compression)

SPECIFICATIONS

PERFORMANCE

Nonlinearity	±0.5% of RO
Hysteresis	±0.5% of RO
Nonrepeatability	±0.1% of RO

ELECTRICAL

Rated Output (RO)	2 mV/V nom
Excitation (VDC or VAC)	18 max
Bridge Resistance	700 Ohm nom
Insulation Resistance	≥500 MOhm @ 50 VDC
Connection	#24 AWG, 4 conductor, braided shielded Teflon cable 10 ft [3 m] long

Wiring/Connector Code WC1

MECHANICAL

Weight (approximate)	4 oz [113.4 g]
Safe Overload	150% of RO
Deflection	See chart on next page
Material	17-4 PH stainless-steel
IP Rating	IP64

TEMPERATURE

Operating Temperature	-60 to 200°F [-50 to 93°C]
Compensated Temperature	60 to 160°F [15 to 72°C]
Temperature Shift Zero	±0.01% of RO/°F [0.018% of RO/°C]
Temperature Shift Span	±0.02% of LOAD/°F [0.036% of LOAD/°C]

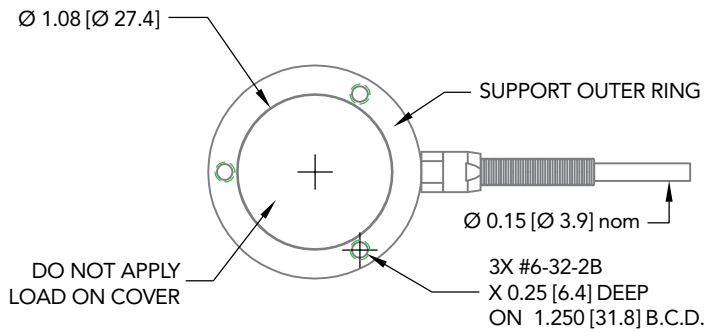
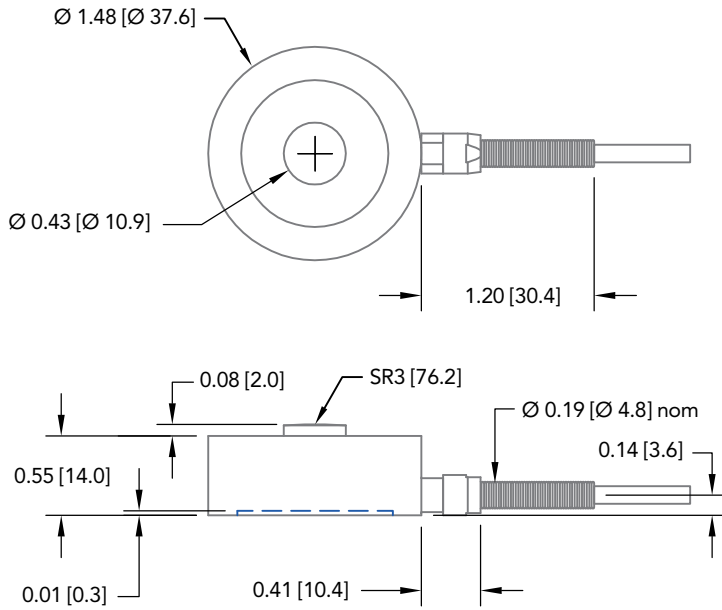
CALIBRATION

Calibration Test Excitation	10 VDC
Calibration (standard)	5-pt Compression
Shunt Calibration Value	100 kOhm

CONFORMITY

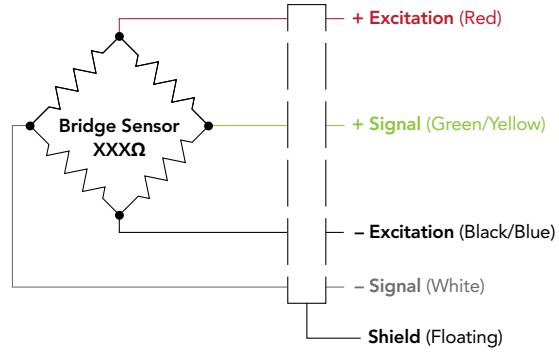
RoHS	2011/65/EU
CE	EN55011:2009; EN61326-1:2006

DIMENSIONS inches [mm]



WIRING CODE (WC1 WITH SHIELD)

RED	+ EXCITATION
BLACK	- EXCITATION
GREEN	+ SIGNAL
WHITE	- SIGNAL
SHIELD	FLOATING



CAPACITIES

ITEM #	lb	N	FZ Deflection (in)	Natural Frequency (kHz)
FSH03997	5000	22240	0.0015	25
FSH03998	10000	44480	0.0018	27.8

Drawing Number: F11413

FUTEK reserves the right to modify its design and specifications without notice. Please visit www.futek.com/salesterms for complete terms and conditions.

10 Thomas, Irvine, CA 92618 USA

Tel: (949) 465-0900

Fax: (949) 465-0905

www.futek.com



RoHS



U.S. Manufacturer