

1 SENSOR
INPUT

3 HOUSING
OPTIONS

Every T24 transmitter module can be ordered in **one of three** IP rated enclosures.

To aid your work, they provide:

- Power Supply
- Water & Dust Protection
- Field Connectivity
- Ready-Made Mounting Solution

ACM

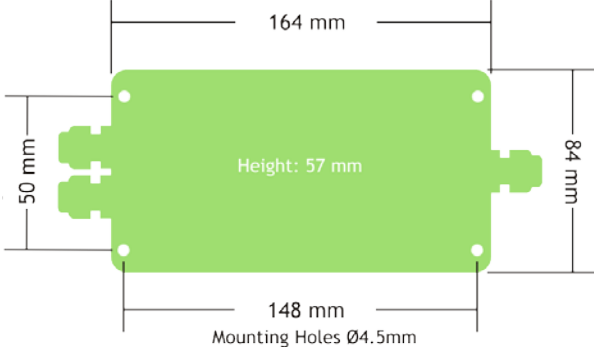
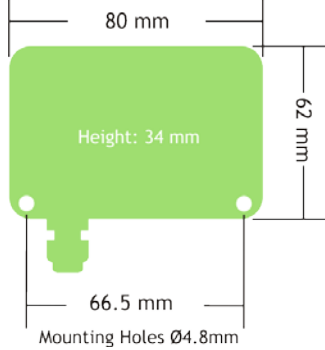
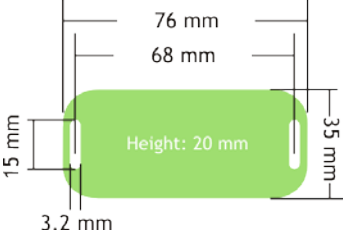









ACMi



ACMm



							
Enclosure	ACM	ACMi	ACMm				
Wireless range / m	800 m (2,600 ft)		500 m (1,600 ft)				
Power supply	3-18 Vdc or 2xD cell	3 Vdc (2xAA)	3 Vdc (2xAAA with BB1)				
Battery life at 1 transmission per second*	1 year	5 months	2 months				
Antenna	ANTA	ANTA	PCB Printed				
Radio frequency	2.4 GHz						
Operating temperature /°C	-20 to +55	-20 to +55	-40 to +80				
Environmental protection	IP67		IP50				
Module size / mm	164 x 84 x 57	80 x 62 x 34	76 x 35 x 20				
Software & configuration	T24 Toolkit & T24LOG100						
Input modules (determined by order code)	 SA Strain  SA f Strain(2kHz)  IA Current  VA Voltage  TA Temperature  PA Pulse  RA Potentiometer						
Order codes:	T24-ACM-SA T24-ACMi-SA T24-ACMm-SA	T24-ACM-SAf T24-ACMi-Saf T24-ACMm-SAf	T24-ACM-IA T24-ACMi-IA T24-ACMm-IA	T24-ACM-VA T24-ACMi-VA T24-ACMm-VA	T24-ACM-TA T24-ACMi-TA T24-ACMm-TA	T24-ACM-SA T24-ACMi-SA T24-ACMm-SA	T24-ACM-RA T24-ACMi-RA T24-ACMm-RA

*For more information please refer to the T24 Acquisition Module Battery Life Calculator